



[HOME](#)

[ABOUT US](#)

[INDUSTRIES](#)

[PRODUCTS & APPLICATIONS](#)

[NEWS & EVENTS](#)

[CONTACT & SUPPORT](#)

[EXTRANETS](#)

[Speed, Position & Current](#)

[Thermal](#)

[Pressure, Force & Flow](#)

[Relays](#)

[Switches & Equipment Health](#)

[Potentiometers & Resistors](#)

[Safety Products](#)

[Vehicle Controls & Monitoring](#)

[Test & Measurement](#)

## Honeywell Sensing and Control

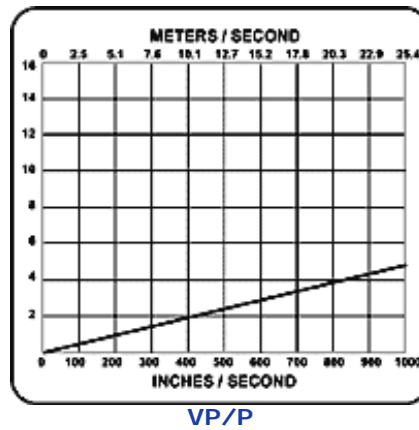


### MA3055 Series M8 [1/4 in] Sealed Front-End Hi-Temp VRS Sensor



For speed sensing applications where sensor mounting area is very limited, a high temperature is present and the sensor tip is exposed to liquids, oils or fluids.

- Optimum Actuator: 28 DP (Module 0.9) Ferrous Metal Gear
- Test Condition: A



**Part Number Search**

Search the Sensing and Control Interactive Catalog.

---

**Keyword Search**

Search for product and support information.

[→ Advanced Search](#)

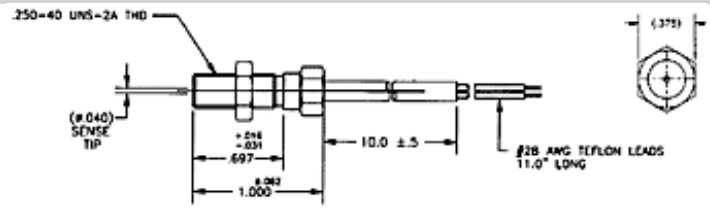
[Download Technical Docs](#)

- Automotive Sensors
- Current Sensors
- Encoders
- Environmentally Sealed Proximity Sensors
- Fiber Optic Sensors
- Infrared Sensors
- Linear and Rotary Potentiometric Sensors
- Liquid Level Sensors
- Magnetic Position Sensors
- Navigation and Compass Sensors
- Potentiometers
- Resolvers
- Turbidity Sensors
- Ultrasonic Sensors
- VRS Aerospace Proximity Switches and Sensors
- VRS Industrial Speed Sensors
  - > Literature
  - > 3010 Series General Purpose VRS Sensors
  - > 3015 Series General Purpose VRS Sensors
  - > 30X9 Series High Resolution VRS Sensors
  - > 304X Series High Resolution VRS Sensors
  - > 30X4 Series High Resolution VRS Sensors
  - > 3070/3090 Series Explosion Proof VRS Sensors
  - > 2015/2025/2030/2040 Series Molded VRS Sensors
  - > 3030 Series High Output VRS Sensors
  - > 3025 Series High Output VRS Sensors

#### → Specifications

Parameter	Value
Output Voltage	5.2 V P-P min.
Coil Resistance	20 to 45 Ohms
Pole Piece Diameter.	1 mm [0.04 in]
Minimum Surface Speed	35 IPS (0.890 m/Sec.) Typical
Operating Temperature Range	-73 °C to 230 °C [-100 °F to 450 °F]
Inductance	1.5 mH to 4.5 mH max.
Gear Pitch Range	36 DP (Module 0.7) or Coarser
Maximum Operating Frequency	70 KHz Typical
Vibration	Meets Mil-Std 202F Method 204D

#### Sensor with 1/4-40 UNS-2A Mounting Thread, Sealed Front-End, 279 mm [11 in] Leads

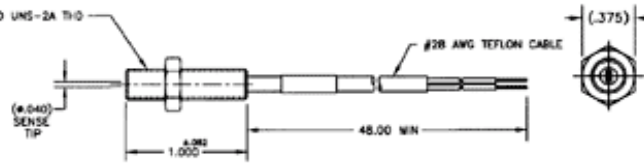


#### → Dimensions

Part Number	Thread Length	Weight
MA3055	17,5 mm [0.69 in]	28 g [1 oz]

- > 3040 Series Power Output VRS Sensors
- > MA230/MA240 Series Sealed Front-End VRS Sensors
- > MA243HT Series Sealed Front-End Hi-Temp Sensor
- > MA215HT/MA315HT Series Sealed Front-End Hi-Temp VRS Sensors
- > MA3055 Series Sealed Front-End Hi-Temp VRS Sensor
- > 3042 Series Intrinsically Safe VRS Sensors
- > 3042 Series Control Drawing
- > 3050 Series Miniature VRS Sensors
- > 3080 Series Sub Miniature VRS Sensor
- > 3015HTB Series High Temperature VRS Sensors
- > Download VRS Calculator

**Sensor with 1/4-40 UNS-2A Full Length Thread, Sealed Front-End, 1200 mm [48 in] Leads**



**→ Dimensions**

Part Number	Thread Length	Weight
MA3055S10	25,4 mm [1.0 in]	28 g [1 oz]

**Quick Links**

- [Products & Applications](#)
- [Contact Us](#)
- [Request Free Literature](#)