

Remote Current Indicators

The CR Magnetics **Remote Electrical Current Indicators** provides an effective method for remote monitoring of electrical current. The remote current sensing transformer is installed around the current-carrying wire and is connected directly to the LED panel indicator. When the current exceeds the turn-on point of the sensing transformer, the LED illuminates to indicate the presence of current. Two sizes of remote current sensing transformers are available for use with either one of two types of LED indicators. The panel indicators are available with red, green, amber, and blue LEDs.

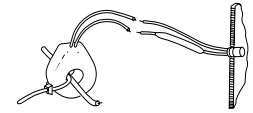
PH Series



PH-25 Snap In



PH-31 Splash Proof



Model 19



Model 18 (w/ Bracket)

Applications

- Monitor Status of Heater Elements
- Observe Remote Loads
- Indicate Phase Loss
- Monitor Motor Operation

Features

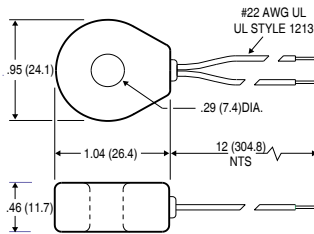
- Self Powered
- Red, Green, Amber, and Blue Indicators
- Panel Mounting Bracket available

Specifications

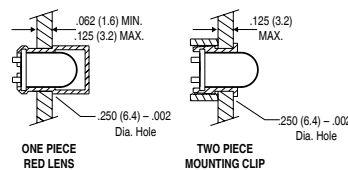
- 100 AAC Max, 600 VAC Max rating
- 50 - 1Khz Bandwidth
- -10C - 85C Operating Temperature
- Mounting Bracket for Model 18 Current Transformer

ORDER INFORMATION

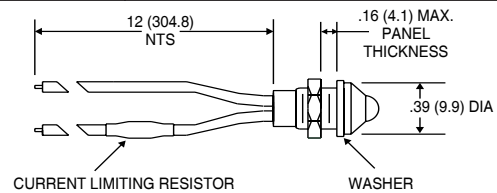
Part Number	LED Color	Model 18 turn on	Model 19 turn on
PH-25-R	Red	2.5 AAC	2.0 AAC
PH-25-G	Green	3.0 AAC	2.5 AAC
PH-25-A	Amber	3.0 AAC	2.5 AAC
PH-25-B	Blue	2.5 AAC	2.0 AAC
PH-31-R	Red	2.5 AAC	2.0 AAC
PH-31-G	Green	3.0 AAC	2.5 AAC
PH-31-A	Amber	3.0 AAC	2.5 AAC
PH-31-B	Blue	2.5 AAC	2.0 AAC
Model 19	Wire Mounted Current Transformer, 7.4mm window		
Model 18-600	Panel Mount Current Transformer, 12.7mm window		
MB-18	Panel Mounting Bracket for Model 18		



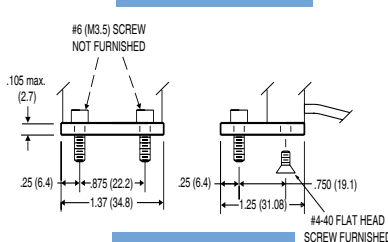
Model 19 Dimensions



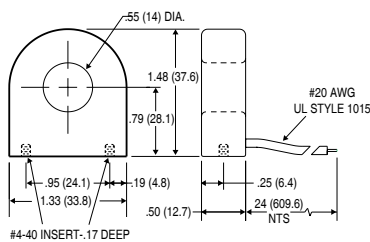
PH-25 Mounting



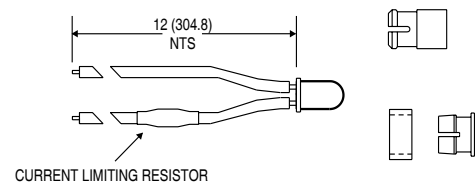
PH-31 Dimensions



MB-18 Dimensions



Model 18 Dimensions



PH-25 Outline



Another HUNTINGTON ELECTRIC Company

CR Magnetics, Inc. 3500 Scarlet Oak Blvd St. Louis MO 63122 USA V: 636 343 8518 F: 636 343 5119

Web: <http://www.crmagnetics.com>

E-mail: sales@crmagnetics.com