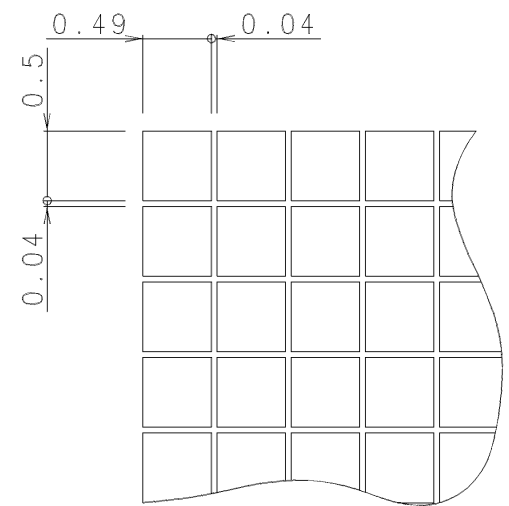
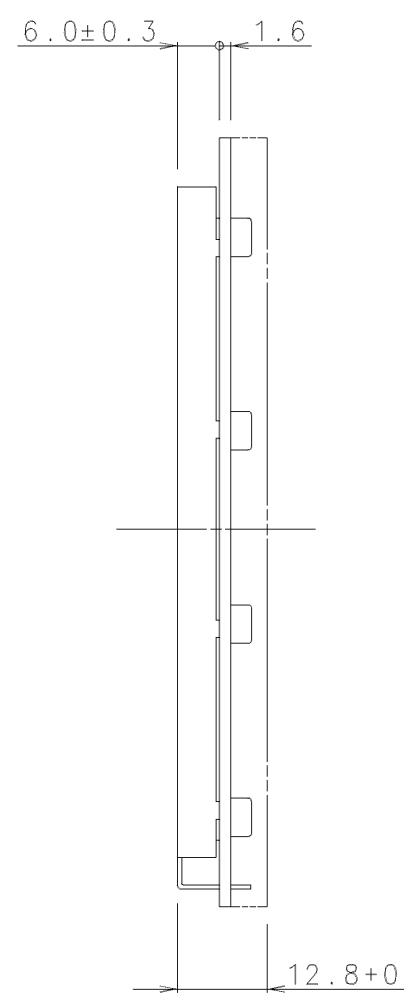
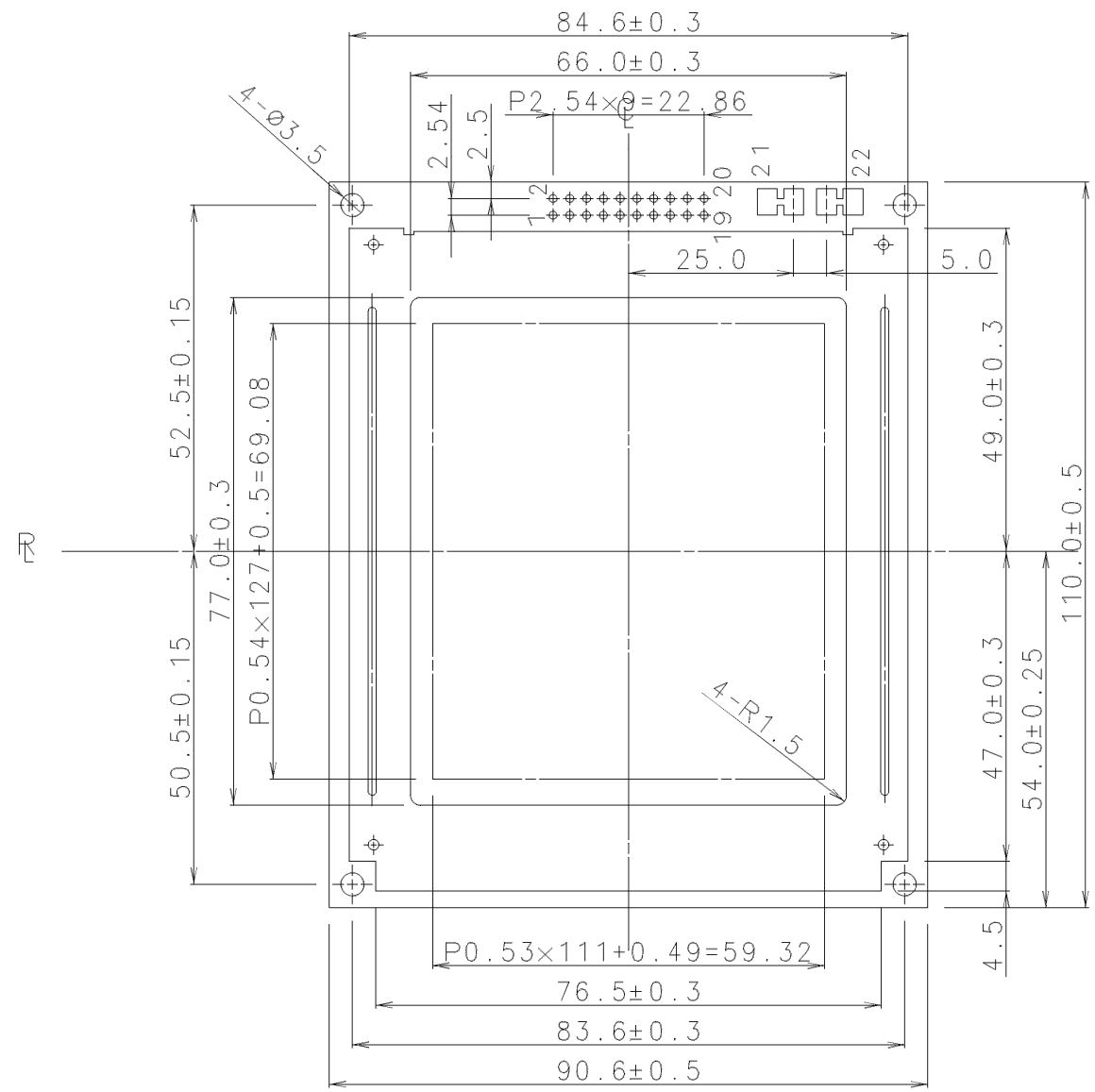




ISSUE	REVISIONS	DRAWN	APPROVED	DATE
①	CHANGE OF MODEL NAME	D.N		MAR.31'93
②	ADDITION/CORRECTION	H.M		OCT.19'93
③	CHANGE OF MODEL NAME	H.M		DEC.14'93



DOT DETAIL: SCALE 20/1

PIN ASSIGNMENT

PIN No.	SYMBOL
1	FG
2	V _{SS}
② 3	V_{DD} V _{CC}
② 4	V_{CON} V _{ADJ}
5	V _{EE}
6	\overline{WR}
7	\overline{RD}
8	\overline{CE}
9	C/D
10	\overline{HALT}
11	RESET
12	D0
13	D1
14	D2
15	D3
16	D4
17	D5
18	D6
19	D7
20	NC
② 21	EL NOTE
② 22	EL NOTE

NOTE). FOR EL TYPE ONLY

TOLERANCE			THIRD ANGLE PROJECTION	DATE SEP.09'87	OPTREX CORPORATION	
MEASURE	A	B				C
L≤16	±0.1	±0.3	±1	UNIT mm	APPROVED T.Katsuta	TITLE DIMENSIONAL OUTLINE
16<L≤63	±0.2	±0.5	±1.5			
63<L≤250	±0.3	±0.8	±2	SCALE 1:1	CHECKED M.Ito	CODE DMF5002NY-EB ①③
250<L≤500	±0.5	±1.2	±3			
500<L	±0.8	±2	±4	DRAWN H.Miyano	DWC NO	UE-31602C
ANGLE	±1°	±5°	±10°			