

ANGLE SENSOR

DESCRIPTION

The ZMT31 allows the contactless counting of the revolutions of a rotating magnet which is mounted on the axis of a wheel. Zero output voltages of the Wheatstones bridges are used as trigger signals. The sense of rotation of the wheel is taken into account by comparing the signal outputs of both Wheatstone bridges which are proportional to $\sin^2(\alpha)$ or $\sin^2(\alpha+45^\circ)$. The angle can be determined by evaluating these signals. Alternatively it is possible to use the voltage signals of four half bridges which are trimmed on $V_B/2$.



FEATURES

- Measures the magnetic field strength ($> 50\text{kA/m}$) generated by a permanent magnet which rotates over the sensor
- Magnetic field strength parallel to the chip surface causes a sinusoidal output signal
- Package : SM-8 (available on 12mm tape)

APPLICATION

- Contactless counting of the revolutions of a rotating magnet (watermeters etc.)
- Contactless angular measurement
- Automotive (pedal position etc.)
- Contactless rotary switches
- Contactless potentiometer

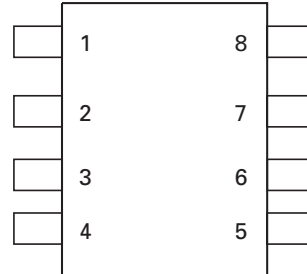
ORDERING INFORMATION

DEVICE	REEL SIZE	TAPE WIDTH	QUANTITY PER REEL
ZMT31TA	7	12mm	1000
ZMT31TC	13	12mm	4000

DEVICE MARKING

- ZMT31

PINOUT DIAGRAM



Pin connection:

Bridge 1: pin 1: $-V_O$ pin 5: $+V_O$
pin 8: $-V_B$ (GND) pin 4: $+V_B$

Bridge 2: pin 2: $-V_O$ pin 6: $+V_O$
pin 7: $-V_B$ (GND) pin 3: $+V_B$

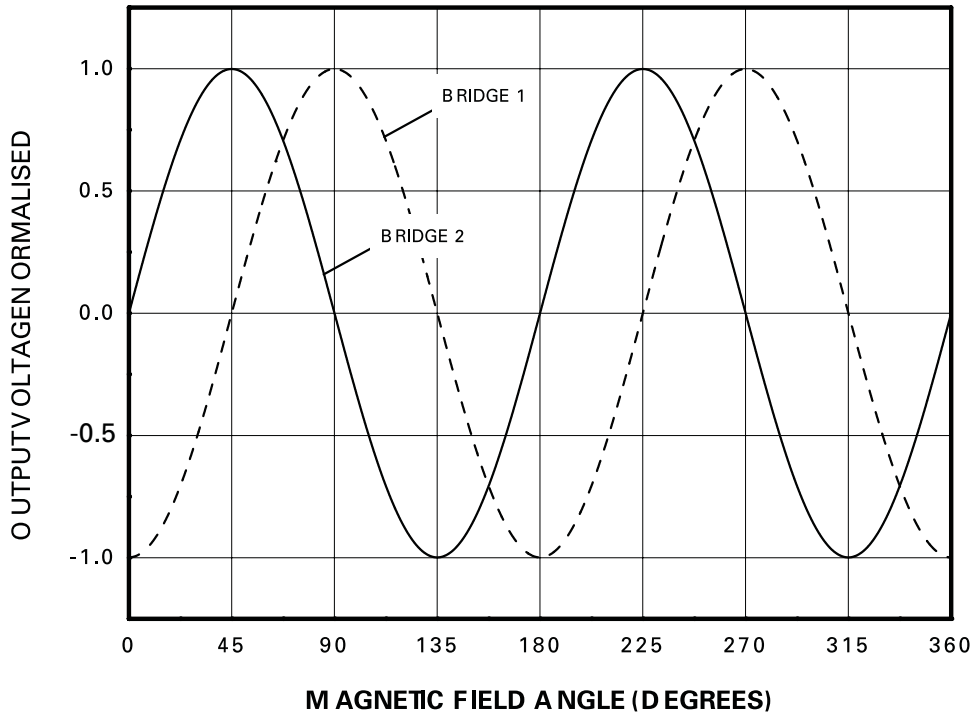
V_O - output voltage V_B - supply voltage

ZMT31

PARAMETER	SYMBOL	LIMIT	UNIT
Supply Voltage	V_B	5	V
Total power dissipation	P_{tot}	120	mW
Operating temperature range	T_{amb}	-25 to +100	°C
Storage temperature range	T_{stg}	-40 to +125	°C
Sensor chip alignment error	α_e	≤ 2	°

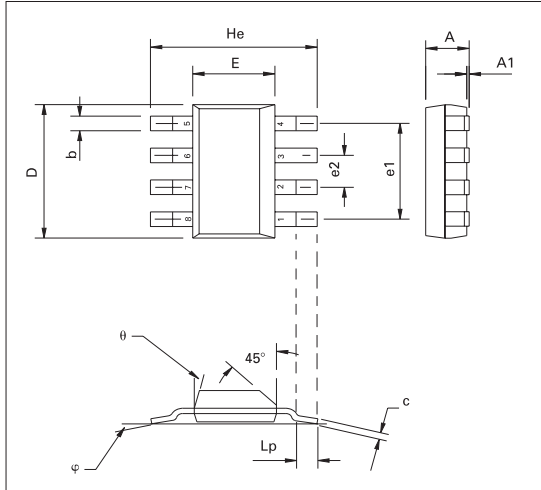
PARAMETER	SYMBOL	MIN.	TYP.	MAX.	UNIT	TEST CONDITIONS
Bridge resistance	R_{br}	2.0	3.0	4.0	k Ω	
Offset voltage	V_{Off} / V_B	-2.0		+2.0	mV/V	bridge 1: $\alpha=45^\circ$; bridge 2: $\alpha=0^\circ$
Sensitivity	S_α	0.2			(mV/V)/°	bridge 1: $\alpha=0^\circ$; bridge 2: $\alpha=45^\circ$
Half bridge symmetry	$(V_S/2 - V_O)/V_B$	-2.0		+2.0	mV/V	bridge 1: $\alpha=0^\circ$; bridge 2: $\alpha=45^\circ$
Output voltage range	$(V_{max} + V_{min}) / V_B$	16			mV/V	
Zero offset angle hysteresis	$\Delta\alpha$			2	°	
Temperature coefficient of the bridge resistance -25°C < T_{amb} < 100°C	T_{CBR}	0.25	0.30	0.35	%/K	
Temperature coefficient of the open circuit sensitivity -25°C < T_{amb} < 100°C	T_{CSV}	-0.35	-0.30	-0.25	%/K	$V_B = \text{const.}$
	T_{CSI}	-0.05	0	0.05	%/K	$I_B = \text{const}$
Temperature coefficient of the offset voltage -25°C < T_{amb} < 100°C	T_{COFF}	-3		+3	(μ V/V)/K	

Output Voltage of both Wheatstone bridges versus angle α of the magnetic field direction



ZMT31

PACKAGE OUTLINE



PACKAGE DIMENSIONS

DIM	MILLIMETRES	
	MIN	MAX
A	—	1.7
A1	0.02	0.1
b	0.7 TYP	
c	0.24	0.32
D	6.3	6.7
E	3.3	3.7
e1	4.59 TYP	
e2	1.53 TYP	
He	6.7	7.3
Lp	0.9	—
θ	—	15°
φ	10° TYP	

© Zetex plc 2001

Zetex plc
Fields New Road
Chadderton
Oldham, OL9 8NP
United Kingdom
Telephone (44) 161 622 4422
Fax: (44) 161 622 4420

Zetex GmbH
Streitfeldstraße 19
D-81673 München
Germany
Telefon: (49) 89 45 49 49 0
Fax: (49) 89 45 49 49 49

Zetex Inc
700 Veterans Memorial Hwy
Hauppauge, NY11788
USA
Telephone: (631) 360 2222
Fax: (631) 360 8222

Zetex (Asia) Ltd
3701-04 Metroplaza, Tower 1
Hing Fong Road
Kwai Fong
Hong Kong
Telephone: (852) 26100 611
Fax: (852) 24250 494

These offices are supported by agents and distributors in major countries world-wide.

This publication is issued to provide outline information only which (unless agreed by the Company in writing) may not be used, applied or reproduced for any purpose or form part of any order or contract or be regarded as a representation relating to the products or services concerned. The Company reserves the right to alter without notice the specification, design, price or conditions of supply of any product or service.

For the latest product information, log on to www.zetex.com

ZETEX

ISSUE 2 - FEBRUARY 2002

ZMT31

**IG
NORE THIS PAGE**