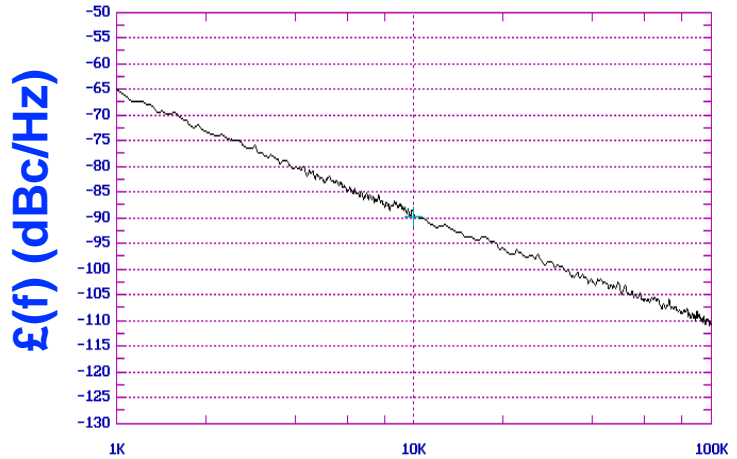


PHASE NOISE (1 Hz BW, typical)



FEATURES
<ul style="list-style-type: none"> • Frequency Range: 3010 - 3340 MHz • Tuning Voltage: 1.5-15 Vdc • MINI-14H-L - Style Package
APPLICATIONS
<ul style="list-style-type: none"> • Direct Broadcast • Satellite Up/Down Conversion • Microwave Links

OFFSET (Hz)

PERFORMANCE SPECIFICATIONS	VALUE	UNITS
Oscillation Frequency Range	3010 - 3340	MHz
Phase Noise @ 10 kHz offset (1 Hz BW, typ.)	-90	dBc/Hz
Harmonic Suppression (2nd, typ.)	-20	dBc
Tuning Voltage	1.5-15	Vdc
Tuning Sensitivity (avg.)	40	MHz/V
Power Output	0.5±3.5	dBm
Load Impedance	50	Ω
Input Capacitance (max.)	25	pF
Pushing	<3	MHz/V
Pulling (14 dB Return Loss, Any Phase)	<9.5	MHz
Operating Temperature Range	-40 to 85	°C
Package Style	MINI-14H-L	

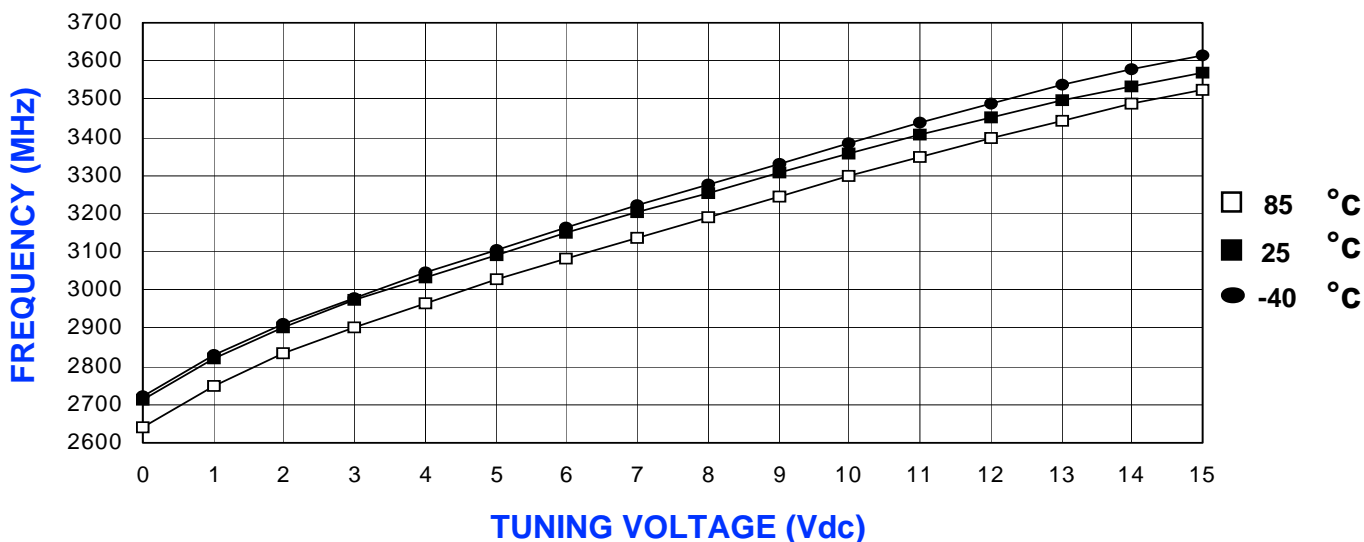
POWER SUPPLY REQUIREMENTS	VALUE	UNITS
Supply Voltage (Vcc, nom.)	8.5	Vdc
Supply Current (Icc, typ.)	25	mA

All specifications are typical unless otherwise noted and subject to change without notice.

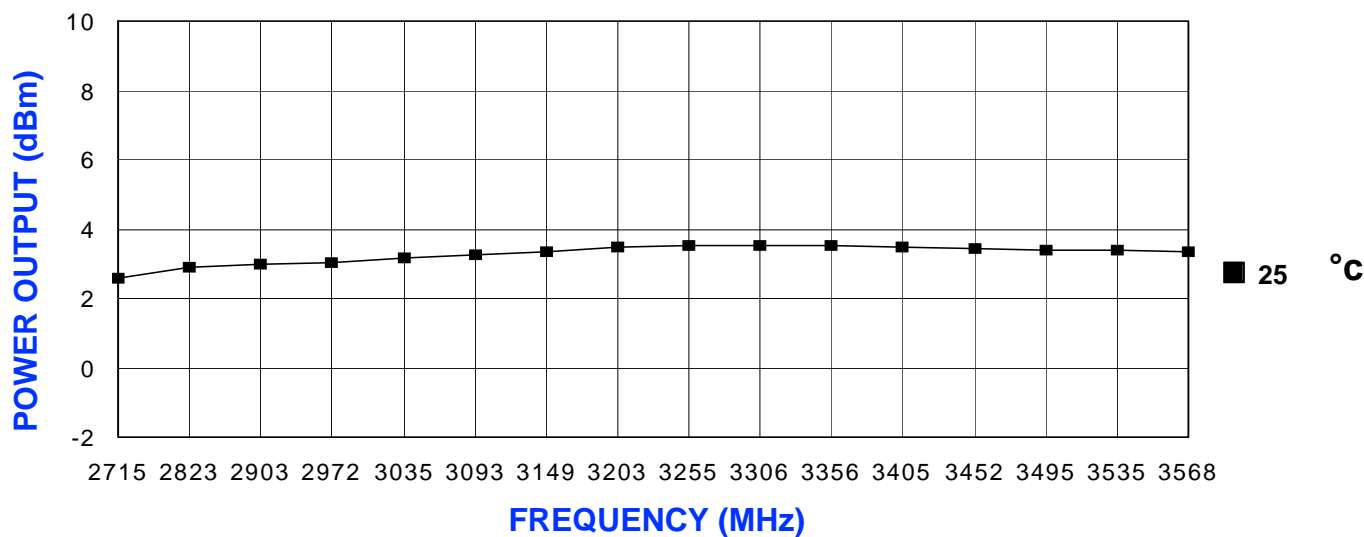
APPLICATION NOTES
<ul style="list-style-type: none"> • AN-100/1 : Mounting and Grounding of VCOs • AN-102 : Proper Output Loading of VCOs • AN-107 : How to Solder Z-COMM VCOs

NOTES:

TUNING CURVE, typ.



POWER CURVE, typ.



PHYSICAL DIMENSIONS

