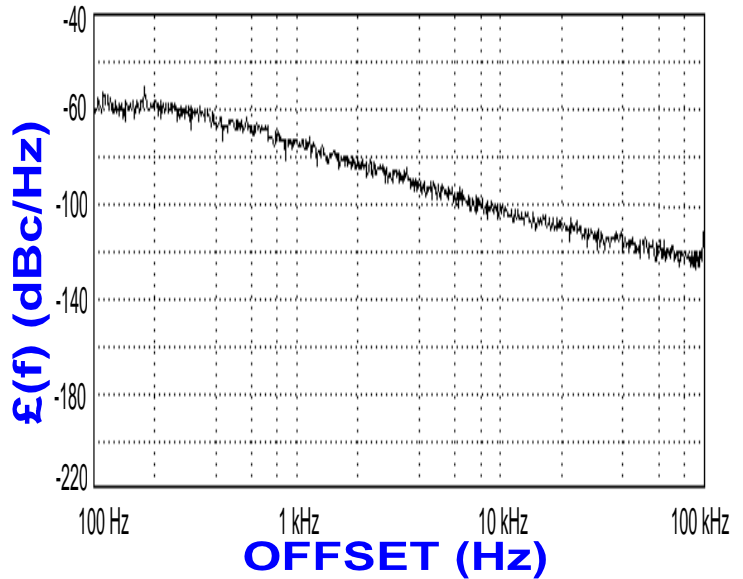


**PHASE NOISE (1 Hz BW, typical)**



FEATURES
• Frequency Range: 1780 - 1840 MHz
• Step Size: 50 KHz
• PLL - Style Package
APPLICATIONS
• Telecommunications
• Satellite
• Telemetry

PERFORMANCE SPECIFICATIONS	VALUE	UNITS
Frequency Range	1780 - 1840	MHz
Phase Noise @ 10 kHz offset (1 Hz BW, typ.)	-101	dBc/Hz
Harmonic Suppression (2nd, typ.)	-15	dBc
Sideband Spurs (typ.)	-70	dBc
Power Output	4±2	dBm
Load Impedance	50	Ω
Step Size	50	KHz
Charge Pump Output Current	1000	μA
Switching Speed (typ., adjacent channel)	5	mSec
Startup Lock Time (typ.)	10	mSec
Operating Temperature Range	-40 to 85	°C
Package Style	PLL	

POWER SUPPLY REQUIREMENTS	VALUE	UNITS
Supply Voltage (Vcc, nom.)	5	Vdc
Supply Current (Icc, typ.)	34	mA

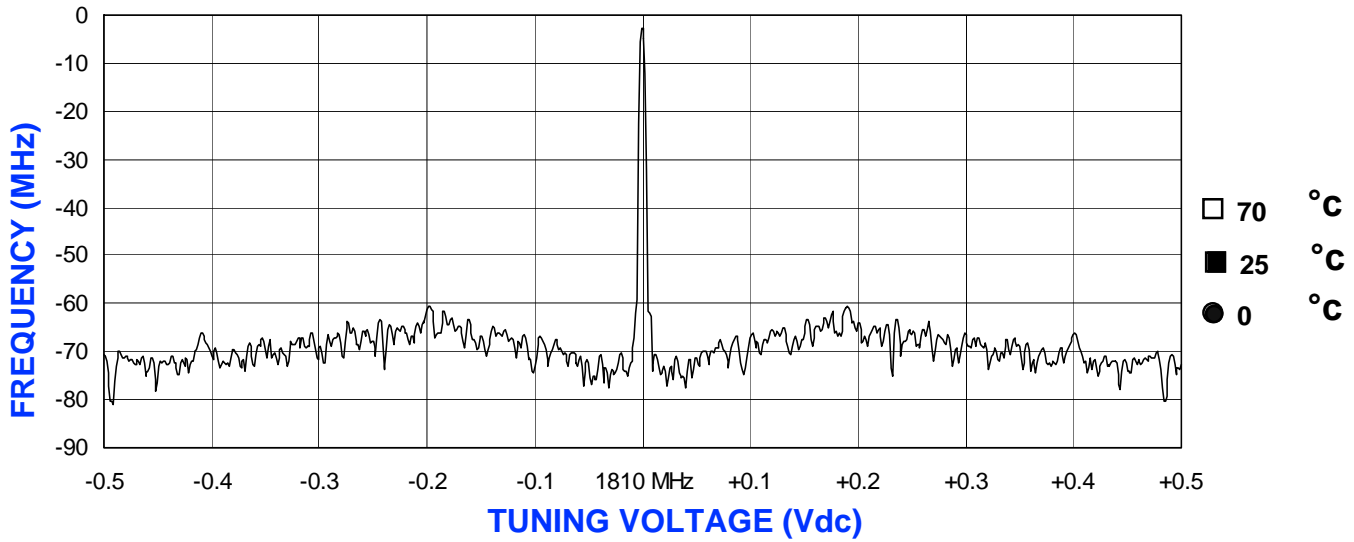
All specifications are typical unless otherwise noted and subject to change without notice.

APPLICATION NOTES
• AN-107 : How to Solder Z-COMM VCOs / PLLs
• AN-200 : Mounting and Grounding of Z-COMM PLLs
• AN-201 : PLL Fundamentals      AN-202 : PLL Functional Description

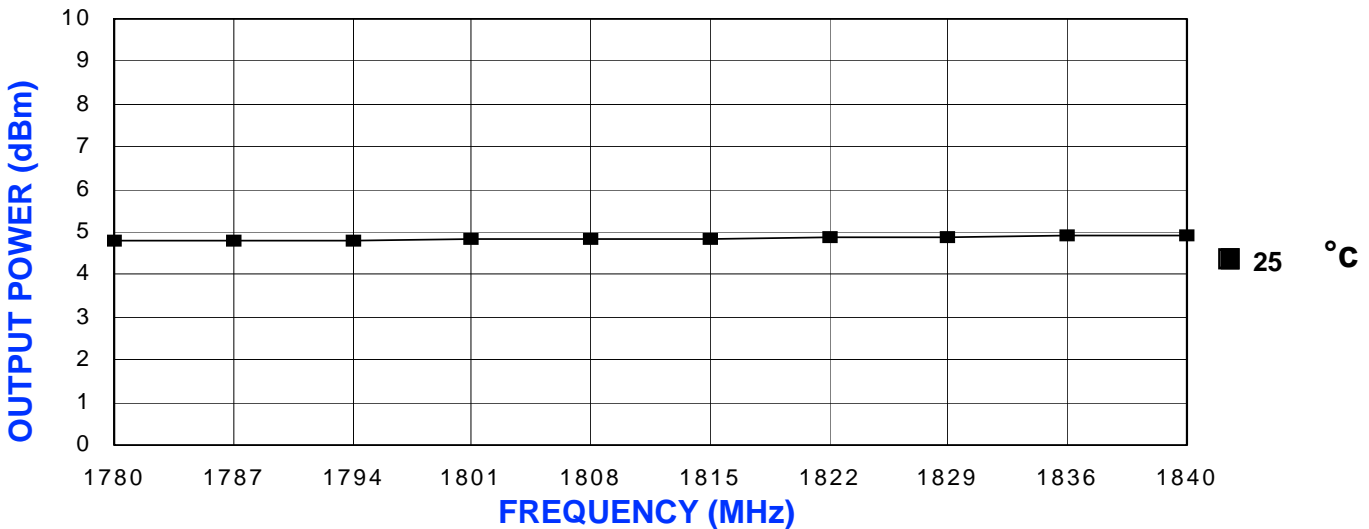
**NOTES:**

Reference Oscillator Signal: 5 MHz <math>f\_{osc}</math> <math>< 40</math> MHz  
 Frequency Synthesizer: National Semiconductor - LMX2326

**VCO TUNING CURVE, typ.**



**VCO POWER CURVE, typ.**



**PHYSICAL DIMENSIONS**

