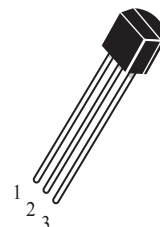


PNP General Purpose Transistors

(Pb) Lead(Pb)-Free

TO-92


1. EMITTER
2. BASE
3. COLLECTOR

ABSOLUTE MAXIMUM RATINGS (Ta=25°C)

Rating	Symbol	Value	Unit
Collector-Emitter Voltage	V _{CEO}	-40	V _{dc}
Collector-Base Voltage	V _{CBO}	-40	V _{dc}
Emitter-Base Voltage	V _{EBO}	-5.0	V _{dc}
Collector Current	I _C	-200	mAdc
Total Device Dissipation T _A =25°C	P _D	0.625	W
Junction Temperature	T _j	150	°C
Storage, Temperature	T _{stg}	-55 to +150	°C

ELECTRICAL CHARACTERISTICS

Characteristics	Symbol	Min	Max	Unit
Collector-Emitter Breakdown Voltage (I _C = 1.0 mAdc, I _B =0)	V _{(BR)CEO}	-40	-	V _{dc}
Collector-Base Breakdown Voltage (I _C = -100 uAdc, I _E =0)	V _{(BR)CBO}	-40	-	V _{dc}
Emitter-Base Breakdown Voltage (I _E = -100 uAdc, I _C =0)	V _{(BR)EBO}	-5.0	-	V _{dc}
Collector Cutoff Current (V _{CE} = -40 V _{dc} , I _B =0)	I _{CEO}	-	-0.1	uAdc
Collector Cutoff Current (V _{CB} = -40 V _{dc} , I _E =0)	I _{CBO}	-	-0.1	uAdc
Emitter Cutoff Current (V _{EB} = -5.0V _{dc} , I _C =0)	I _{EBO}	-	-0.1	uAdc

2N3906



ELECTRICAL CHARACTERISTICS ($T_A=25^\circ\text{C}$ unless otherwise noted) (Continued)

Characteristics	Symbol	Min	TYP	Max	Unit
-----------------	--------	-----	-----	-----	------

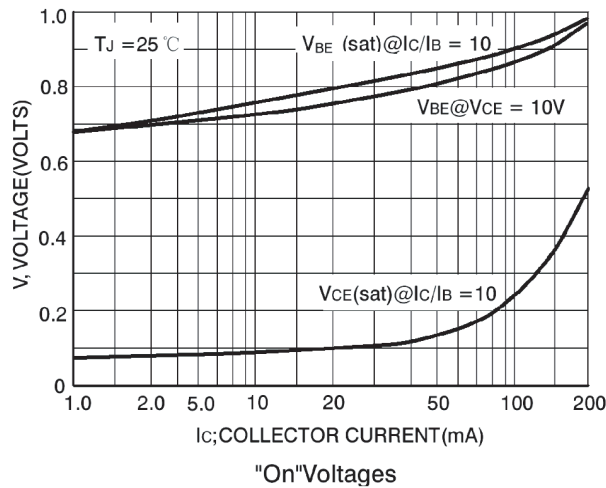
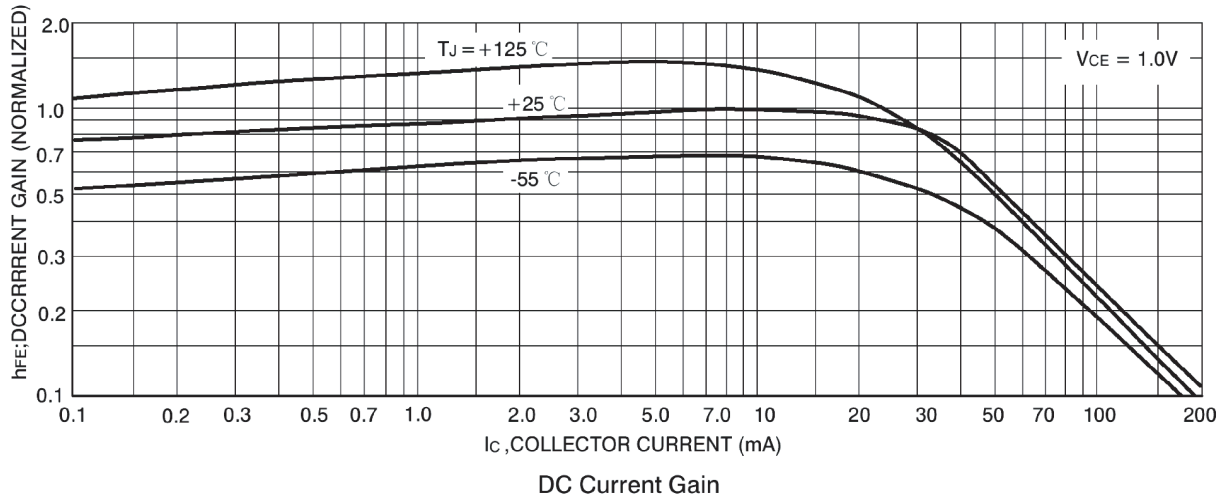
ON CHARACTERISTICS

DC Current Gain ($I_C = -10\text{ mAdc}, V_{CE} = -1.0\text{ Vdc}$)	$h_{FE} (1)$	100	-	400	-
DC Current Gain ($I_C = -50\text{ mAdc}, V_{CE} = 1.0\text{ Vdc}$)	$h_{FE} (2)$	60	-	-	-
Collector-Emitter Saturation Voltage ($I_C = -50\text{ mAdc}, I_B = -5\text{ mAdc}$)	$V_{CE(sat)}$	-	-	-0.3	Vdc
Base-Emitter Saturation Voltage ($I_C = -50\text{ mAdc}, I_B = -5\text{ mAdc}$)	$V_{BE(sat)}$	-	-	-0.95	Vdc
Current-Gain-Bandwidth Product ($I_C = 10\text{ mAdc}, V_{CE} = 20\text{ Vdc}, f = 100\text{ MHz}$)	f_T	250	-	-	MHz

Classification of $h_{FE}(1)$

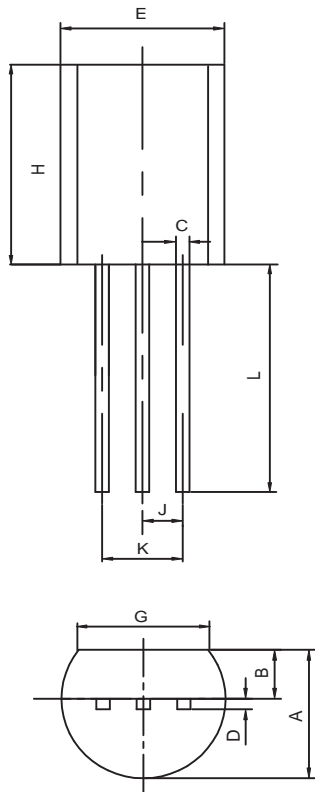
Rank	O	Y	G
Range	100-200	200-300	300-400

Typical Characteristics



TO-92 Outline Dimensions

unit:mm



TO-92		
Dim	Min	Max
A	3.30	3.70
B	1.10	1.40
C	0.38	0.55
D	0.36	0.51
E	4.40	4.70
G	3.43	-
H	4.30	4.70
J	1.270TYP	
K	2.44	2.64
L	14.10	14.50