

SANYO

No.1288C

2SA1346/2SC3400

PNP/NPN Epitaxial Planar Silicon Transistors
Switching Applications
 (with Bias Resistance)

Applications

Switching circuit, inverter, interface circuit, driver

Features

- Built-in bias resistor ($R_1=22k\Omega$, $R_2=22k\Omega$).
- Small-sized package (SPA).

(): 2SA1346

Absolute Maximum Ratings/ $T_a=25^\circ\text{C}$

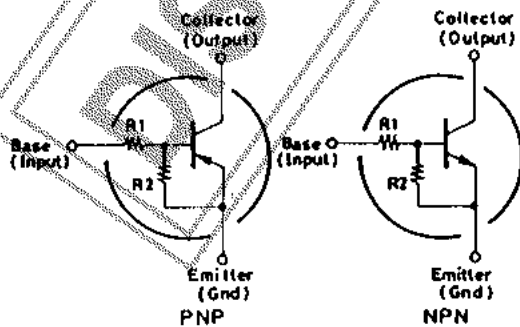
		unit
Collector to Base Voltage	V_{CB0}	(-)50 V
Collector to Emitter Voltage	V_{CE0}	(-)50 V
Emitter to Base Voltage	V_{EB0}	(-)10 V
Collector Current	I_C	(-)100 mA
Collector Current(Pulse)	I_{CP}	(-)200 mA
Collector Dissipation	P_C	300 mW
Junction Temperature	T_j	150 $^\circ\text{C}$
Storage Temperature	T_{stg}	-55 to +150 $^\circ\text{C}$

Electrical Characteristics/ $T_a=25^\circ\text{C}$

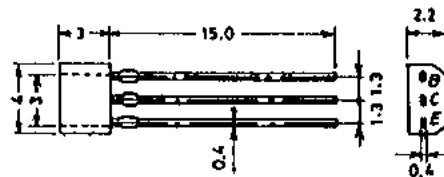
		min	typ	max	unit
Collector Cutoff Current	I_{CB0}			(-)0.1	μA
Collector Cutoff Current	I_{CE0}			(-)0.5	μA
Emitter Cutoff Current	I_{EB0}	(-)70	(-)113	(-)150	μA
DC Current Gain	h_{FE}	50			
Gain-bandwidth product	f_T		250 (200)		MHz
Output Capacitance	C_{ob}		3.7 (5.5)		pF
Collector to Emitter Saturation Voltage	$V_{CE(sat)}$		(-)0.1	(-)0.3	V

Continued on next page.

Electrical Connection



Case Outline 2033
(unit: mm)



B: Base
 C: Collector
 E: Emitter
 SANYO: SPA

Specifications and information herein are subject to change without notice.

SANYO Electric Co., Ltd. Semiconductor Business Headquarters
 TOKYO OFFICE Tokyo Bldg., 1-10, 1 Chome, Ueno, Taito-ku, TOKYO, 110 JAPAN

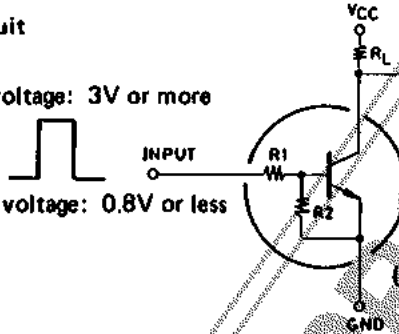
Continued from preceding page.

			min	typ	max	unit
Collector to Base Breakdown Voltage	$V_{(BR)CBO}$	$I_C = (-)10\mu A, I_E = 0$	(-)50			V
Collector to Emitter Breakdown Voltage	$V_{(BR)CEO}$	$I_C = (-)100\mu A, R_{BE} = \infty$	(-)50			V
Input Off Voltage	$V_{I(off)}$	$V_{CE} = (-)5V, I_C = (-)100\mu A$	(-)0.8	(-)1.1	(-)1.5	V
Input On Voltage	$V_{I(on)}$	$V_{CE} = (-)0.2V, I_C = (-)5mA$	(-)1.0	(-)1.9	(-)3.0	V
Input Resistance	R_1		15	22	29	k Ω
Input Resistance Ratio	R_1/R_2		0.9	1.0	1.1	-

■ Sample Application Circuit

Input ON-state voltage: 3V or more

Input OFF-state voltage: 0.8V or less



(For PNP, the polarity is reversed.)

