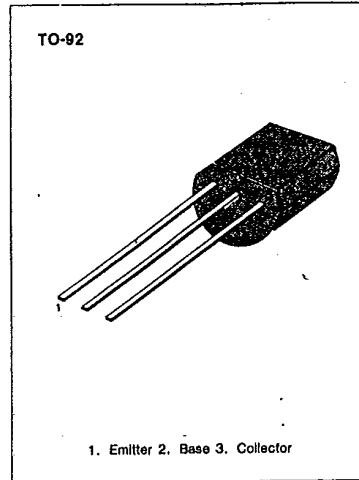


2N6520**PNP EPITAXIAL SILICON TRANSISTOR**

T-29-21

HIGH VOLTAGE TRANSISTOR**ABSOLUTE MAXIMUM RATINGS ($T_a = 25^\circ\text{C}$)**

Characteristic	Symbol	Rating	Unit
Collector-Base Voltage	V_{CB0}	-350	V
Collector-Emitter Voltage	V_{CE0}	-350	V
Emitter-Base Voltage	V_{EB0}	-5	V
Collector Current	I_C	-500	mA
Base Current	I_B	-250	mA
Collector Dissipation	P_C	0.625	W
Derate above 25°C		5	mW/ $^\circ\text{C}$
Junction Temperature	T_J	150	$^\circ\text{C}$
Storage Temperature	T_{stg}	-55~150	$^\circ\text{C}$

**ELECTRICAL CHARACTERISTICS ($T_a = 25^\circ\text{C}$)**

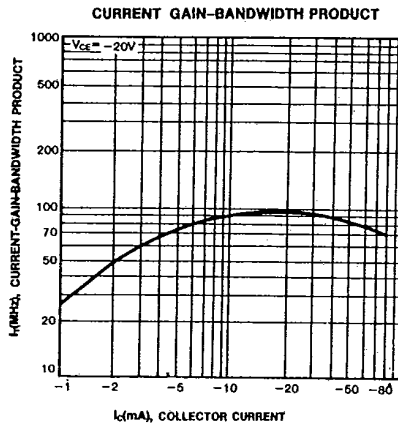
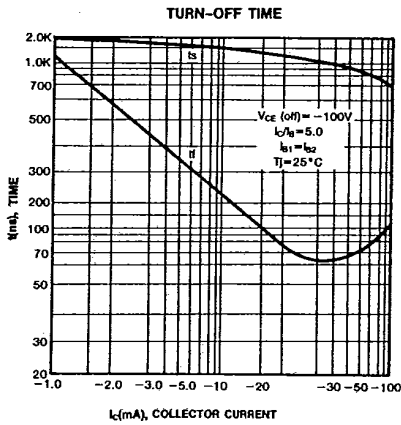
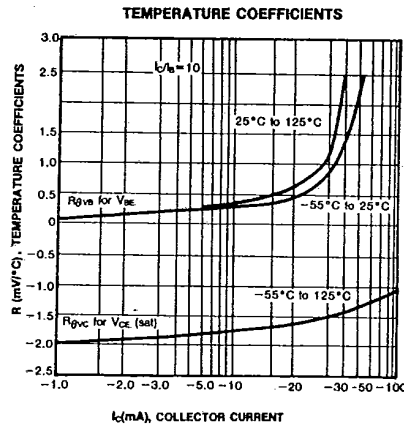
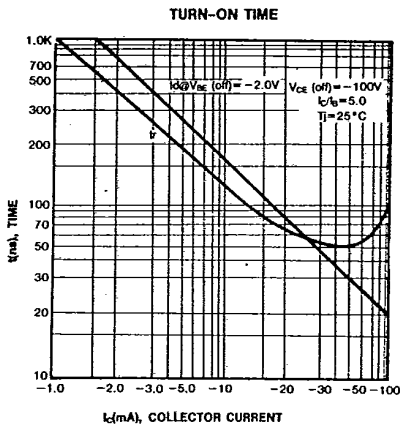
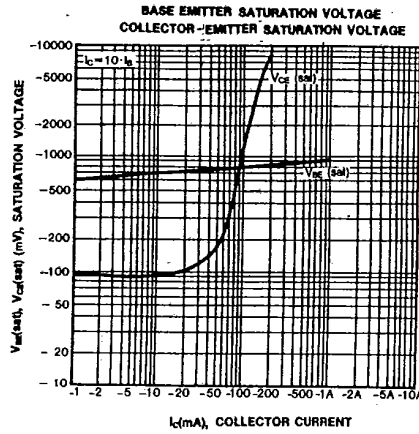
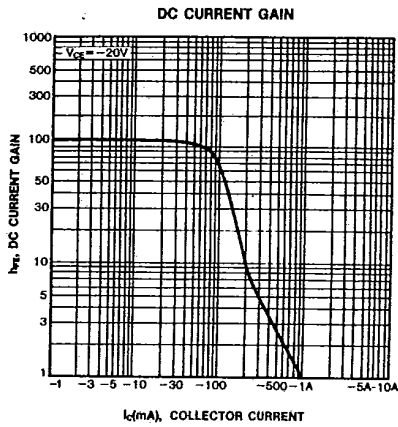
Characteristic	Symbol	Test Condition	Min	Max	Unit
Collector Base Breakdown Voltage	BV_{CB0}	$I_C = -100\mu\text{A}, I_E = 0$	-350		V
* Collector Emitter Breakdown Voltage	BV_{CE0}	$I_C = -1\text{mA}, I_B = 0$	-350		V
Emitter Base Breakdown Voltage	BV_{EB0}	$I_E = -10\mu\text{A}, I_C = 0$	-5		V
Collector Cutoff Current	I_{CB0}	$V_{CB} = -250\text{V}, I_E = 0$		-50	nA
Emitter Cutoff Current	I_{EB0}	$V_{EB} = -4\text{V}, I_C = 0$		-50	nA
* DC Current Gain	h_{FE}	$V_{CE} = -10\text{V}, I_C = -1\text{mA}$	20		
		$V_{CE} = -10\text{V}, I_C = -10\text{mA}$	30		
		$V_{CE} = -10\text{V}, I_C = -30\text{mA}$	30	200	
		$V_{CE} = -10\text{V}, I_C = -50\text{mA}$	20	200	
		$V_{CE} = -10\text{V}, I_C = -100\text{mA}$	15		
Collector-Emitter Saturation Voltage	$V_{CE(sat)}$	$I_C = -10\text{mA}, I_B = -1\text{mA}$		-0.30	V
		$I_C = -20\text{mA}, I_B = -2\text{mA}$		-0.35	V
		$I_C = -30\text{mA}, I_B = -3\text{mA}$		-0.50	V
		$I_C = -50\text{mA}, I_B = -5\text{mA}$		-1	V
Base-Emitter Saturation Voltage	$V_{BE(sat)}$	$I_C = -10\text{mA}, I_B = -1\text{mA}$		-0.75	V
		$I_C = -20\text{mA}, I_B = -2\text{mA}$		-0.85	V
		$I_C = -30\text{mA}, I_B = -3\text{mA}$		-0.90	V
Base Emitter On Voltage	$V_{BE(on)}$	$V_{CE} = -10\text{V}, I_C = -100\text{mA}$		-2	V
* Current Gain Bandwidth Product	f_T	$V_{CE} = -20\text{V}, I_C = -10\text{mA}, f = 20\text{MHz}$	40	200	MHz
Collector Base Capacitance	C_{cb}	$V_{CB} = -20\text{V}, I_E = 0, f = 1\text{MHz}$		6	pF
Emitter Base Capacitance	C_{eb}	$V_{EB} = -0.5\text{V}, I_C = 0, f = 1\text{MHz}$		100	pF
Turn On Time	t_{on}	$V_{BE(off)} = -2\text{V}, V_{CC} = -100\text{V}$ $I_C = -50\text{mA}, I_{B1} = -10\text{mA}$		200	ns
Turn Off Time	t_{off}	$V_{CC} = -100\text{V}, I_C = -50\text{mA}$ $I_{B1} = I_{B2} = -10\text{mA}$		3.5	ns

* Pulse Test: $PW \leq 300\mu\text{s}$, Duty Cycle $\leq 2\%$

2N6520

PNP EPITAXIAL SILICON TRANSISTOR

T-29-21



3

2N6520

PNP EPITAXIAL SILICON TRANSISTOR

T-29-21

