

# MF1147V-5.0

FOR 800MHz PDC TELEPHONE, Tx

MF1147V-5.0

## DESCRIPTION

This SAW filter for the transmitting RF circuit of 800MHz PDC mobile communication equipment operating at 893 MHz ~ 898 MHz and 925 ~ 960MHz.

## FEATURES

1. SMD package insures small size, lightweight.
2. Adjustment free.
3. Low insertion loss.
4. Wide and sharp passband characteristics.
5. High stability and reliability.
6. Designed for reflow solderings

## APPLICATION

- Mobile Cellular Telephone
- Portable Cellular Telephone
- Wireless equipment

## MAXIMUM RATINGS

Rating	Value	Unit
Input Power	50	mW
Operating Temperature Range	-20 to 75	°C
Storage Temperature Range	-30 to 85	°C

## ELECTRICAL PERFORMANCE

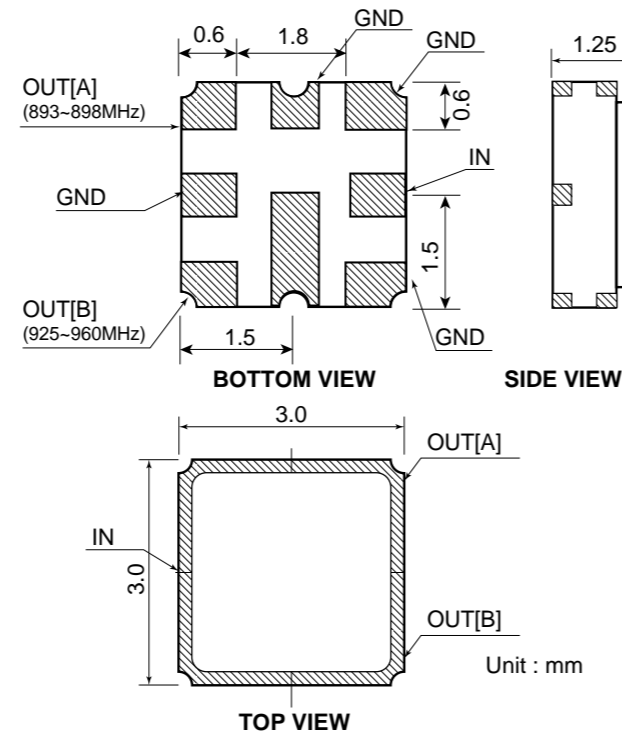
1.IN to OUT [A](893~898MHz)

Parameter	MF1147V-5			Units
	Min	Typ	Max	
PASSBAND FREQUENCY	893~898			MHz
PASSBAND CHARACTERISTICS	Insertion Loss	3.1	4.0	dB
	Ripple	0.8	1.8	dBp-p
	VSWR	1.8	3.0	
	STOPBAND ATTENUATION			
600 ~ 700MHz	35	42	dB	
810 ~ 843MHz	25	30	dB	
870 ~ 885MHz(@25°C)	10	23	dB	
1071~1078MHz	30	42	dB	
1250~1258MHz	28	38	dB	
1428~1437MHz	25	38	dB	

2.IN to OUT [B](925~960MHz)

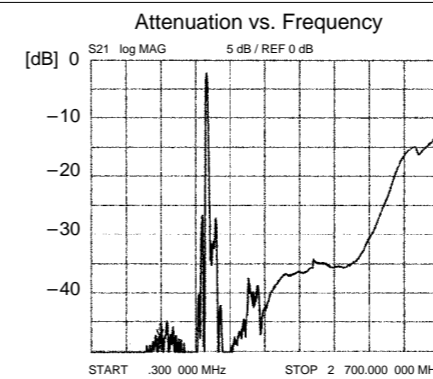
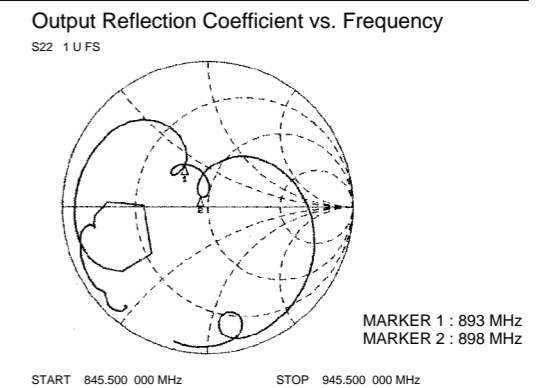
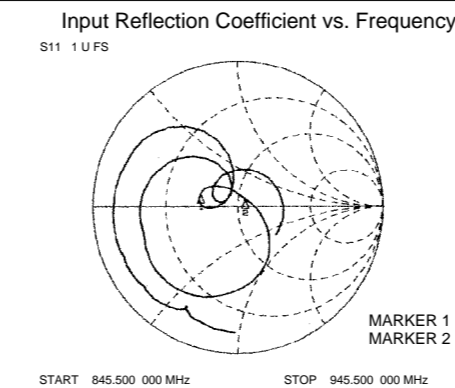
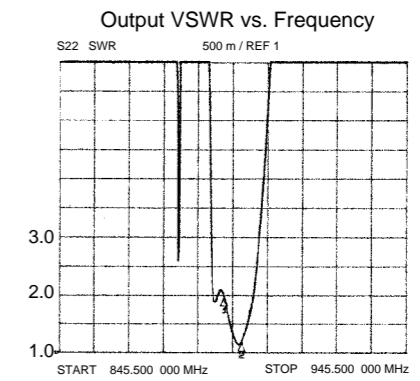
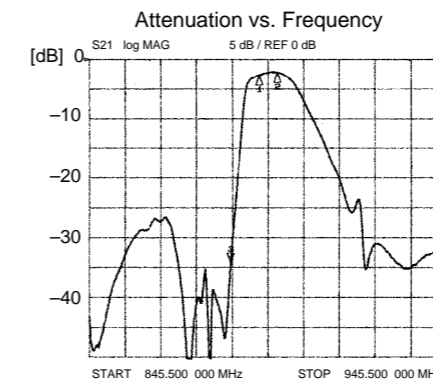
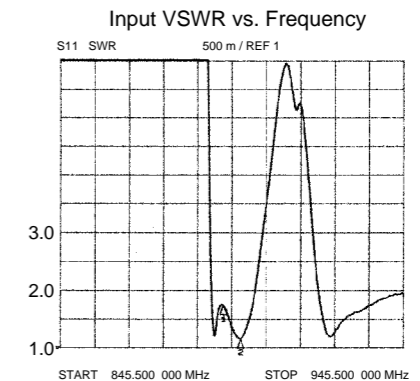
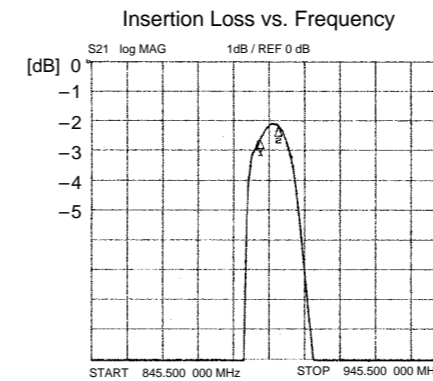
Parameter	MF1147V-5			Units
	Min	Typ	Max	
PASSBAND FREQUENCY	925~960			MHz
PASSBAND CHARACTERISTICS	Insertion Loss	2.8	4.0	dB
	Ripple	1.0	2.0	dBp-p
	VSWR	2.6	3.0	
	STOPBAND ATTENUATION			
810 ~ 843MHz	32	37	dB	
870 ~ 885MHz	28	37	dB	
1110~1152MHz	27	33	dB	
1295~1344MHz	25	32	dB	
1480~1536MHz	23	30	dB	

## PACKAGE OUTLINE DIMENSIONS

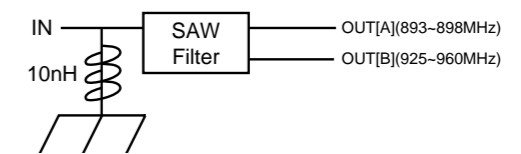


DIMENSIONS ARE IN MILLIMETERS  
±0.2 UNLESS OTHERWISE SPECIFIED

## MF1147V-5.0 TYPICAL CHARACTERISTICS/IN-OUT[A]893~898MHZ



## Measurement Circuit



Unused output is terminated to 50 ohm when measuring.