

Surface Mount Power Splitter/Combiner

JSPQ-350

2 Way-90° 50Ω

150 to 350 MHz



CASE STYLE: BK276
PRICE: \$14.95 ea. QTY (1-9)

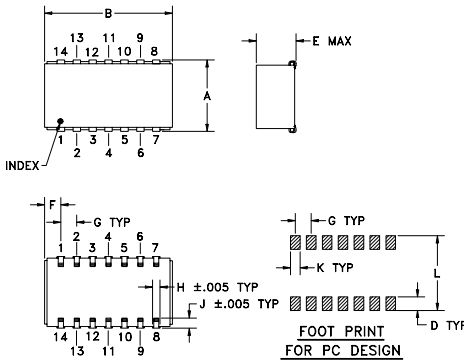
Maximum Ratings

Operating Temperature	-40°C to 85°C
Storage Temperature	-55°C to 100°C
Power Input (as a splitter)	1W max.

Pin Connections

SUM PORT	1
PORT 1 (0°)	3
PORT 2 (+90°)	12
GROUND	5,7,8,10
50 OHM TERM. EXTERNAL	14
NOTUSED	2,4,6,9,11,13

Outline Drawing

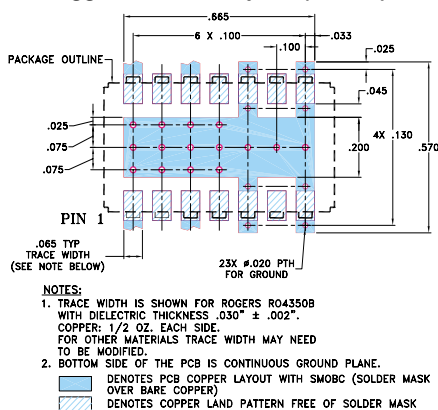


Outline Dimensions (inch)

A	B	C	D	E	F	G
.450	.803	--	.100	.250	.102	.100
11.43	20.40	--	2.54	6.35	2.59	2.54

H	J	K	L	wt
.047	.065	.065	.470	grams
1.19	1.65	1.65	11.94	3.0

Demo Board MCL P/N: TB-59 Suggested PCB Layout (PL-061)



Features

- wideband, 150 to 350 MHz
- low insertion loss, 0.5dB typ.
- good isolation, 20 dB typ.
- aqueous washable

Applications

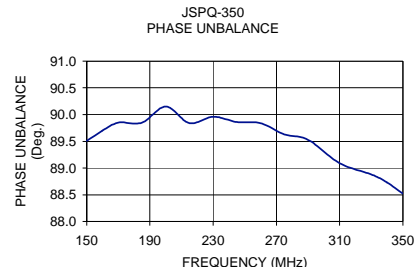
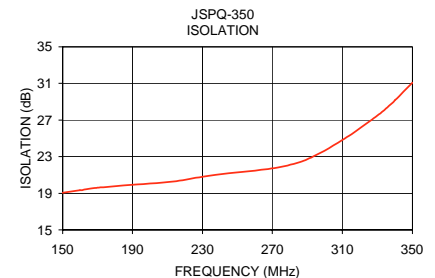
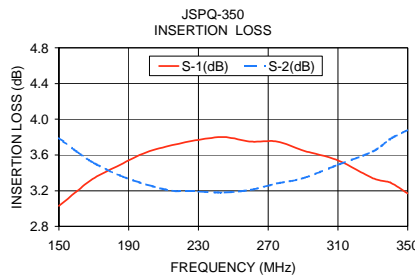
- VHF-TV
- IF signal processing
- modulators

Splitter Electrical Specifications

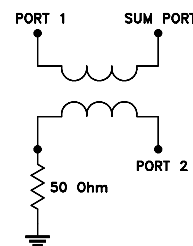
FREQ. RANGE (MHz)	ISOLATION (dB)	INSERTION LOSS (dB) Avg. of Coupled Outputs less 3 dB	PHASE UNBALANCE (Degrees)	AMPLITUDE UNBALANCE (dB)
f_L - f_U	Typ. Min.	Typ. Max.	Max.	Max.
150-350	20 13	0.5 1.0	5	1.5

Typical Performance Data

Frequency (MHz)	Insertion Loss (dB) S-1	Insertion Loss (dB) S-2	Amplitude Unbalance (dB)	Isolation (dB)	Phase Unbalance (deg.)	VSWR S	VSWR 1	VSWR 2
150.00	3.03	3.79	0.76	19.08	89.51	1.22	1.19	1.19
160.00	3.19	3.64	0.45	19.33	89.70	1.24	1.20	1.20
170.00	3.34	3.51	0.17	19.61	89.85	1.24	1.20	1.21
185.00	3.49	3.37	0.12	19.85	89.85	1.24	1.21	1.22
200.00	3.63	3.27	0.36	20.07	90.15	1.26	1.22	1.22
215.00	3.71	3.20	0.50	20.34	89.84	1.24	1.23	1.23
230.00	3.77	3.19	0.58	20.81	89.96	1.27	1.24	1.23
245.00	3.80	3.18	0.61	21.19	89.86	1.25	1.25	1.23
260.00	3.75	3.21	0.54	21.49	89.84	1.26	1.25	1.22
275.00	3.75	3.28	0.47	21.90	89.63	1.24	1.25	1.22
290.00	3.65	3.34	0.31	22.73	89.63	1.24	1.24	1.22
310.00	3.54	3.49	0.05	24.81	89.09	1.22	1.22	1.20
330.00	3.34	3.64	0.30	27.48	88.88	1.20	1.21	1.18
340.00	3.29	3.78	0.49	29.15	88.73	1.19	1.19	1.17
350.00	3.17	3.88	0.72	31.08	88.52	1.16	1.18	1.17



electrical schematic



Mini-Circuits

INTERNET <http://www.minicircuits.com>

P.O. Box 350166, Brooklyn, New York 11235-0003 (718) 934-4500 Fax (718) 332-4661

Distribution Centers NORTH AMERICA 800-654-7949 • 417-335-5935 • Fax 417-335-5945 • EUROPE 44-1252-832600 • Fax 44-1252-837010

Mini-Circuits ISO 9001 & ISO 14001 Certified

REV. A
M102713
JSPQ-350
LC/TD/CP
060117