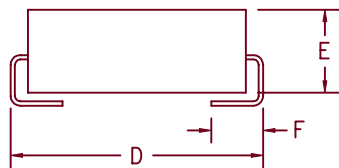
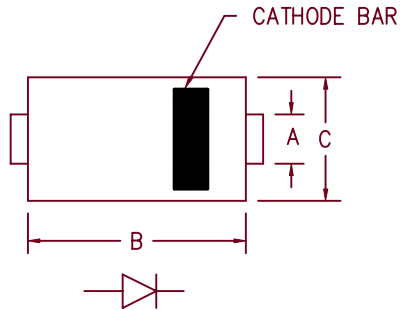


# 1 Amp Schottky Rectifier LSM140J — LSM150J



Dim.	Inches		Millimeter		Notes
	Minimum	Maximum	Minimum	Maximum	
A	.073	.087	1.85	2.21	
B	.160	.180	4.06	4.57	
C	.130	.155	3.30	3.94	
D	.205	.220	5.21	5.59	
E	.075	.130	1.91	3.30	
F	.030	.060	.760	1.52	

## DO-214BA Package

Microsemi Catalog Number	Working Peak Reverse Voltage	Repetitive Peak Reverse Voltage	Device Marking
LSM140J	40V	40V	L140
LSM145J	45V	45V	L145
LSM150J	50V	50V	L150

- Low Forward Voltage
- Schottky Barrier Rectifier
- Guard Ring Protection
- 150°C Junction Temperature
- VRRM 40 to 50 Volts

### Electrical Characteristics

Average forward current	IF(AV) 1.0 Amps	TA = 130°C, Square wave, RθJC = 15°C/W
Maximum surge current	IFSM 50 Amps	8.3ms, half sine, TJ = 150°C
Max peak forward voltage	VFM .39 Volts	IFM = 0.1A: TJ = 25°C*
Max peak forward voltage	VFM .58 Volts	IFM = 1.0A: TJ = 25°C*
Max peak reverse current	IRM 1.0 mA	VRRM, TJ = 25°C
Typical junction capacitance	CJ 60pF	VR = 5.0V, TJ = 25°C

\*Pulse test: Pulse width 300 μsec. Duty cycle 2%

### Thermal and Mechanical Characteristics

Storage temperature range	TSTG	-55°C to 175°C
Operating junction temp range	TJ	-55°C to 150°C
Typical thermal Resistance	RθJC	15°C/W Junction to case
Weight		.0047 ounces (.013 grams) typical

3-31-00 Rev. 1

# LSM140J — LSM150J

Figure 1  
Maximum Forward Characteristics

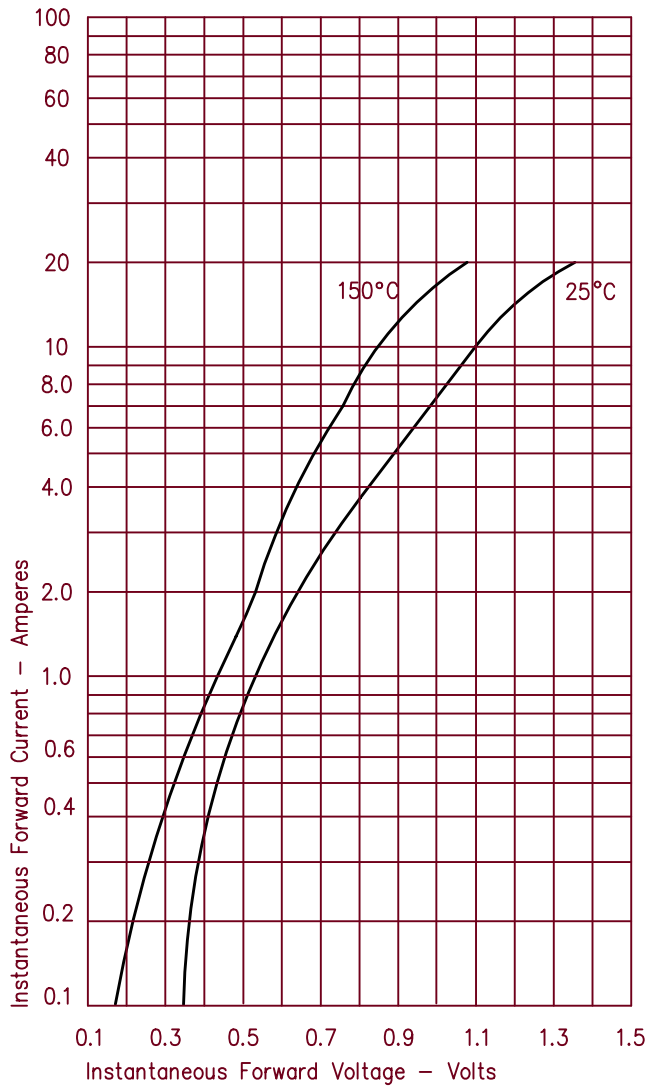


Figure 3  
Typical Junction Capacitance

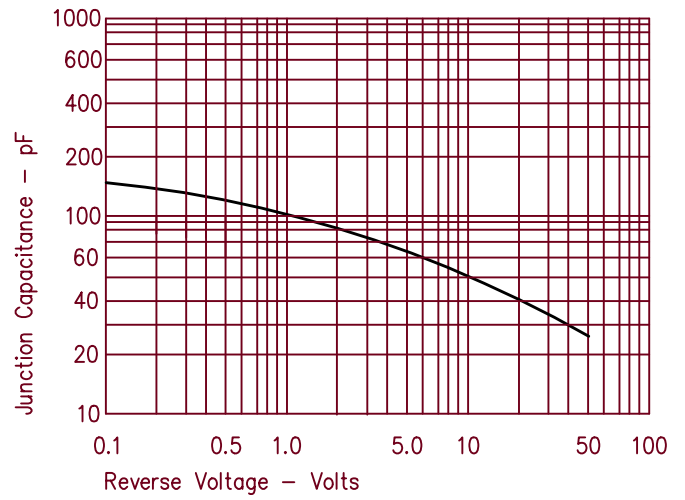


Figure 2  
Typical Reverse Characteristics

