

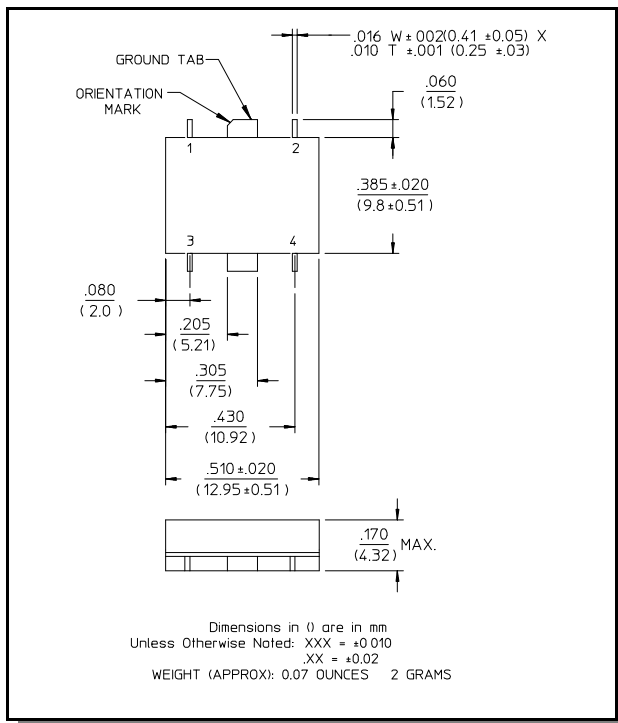
Features

- Fully Hermetic Package
- Octave Bandwidth
- Low VSWR: 1.3:1
- Impedance: 50 Ohms Nominal
- Input Power: 4 Watts Max. @ +25°C, Derated to 1 Watt @ 85°C
- MIL-STD-202 Screening Available

Description

3 dB Hybrids are ideal for dividing a signal into two signals of equal amplitude and a constant 90° or 180° phase differential and for Quadrature combining or performing summation/differential combining.

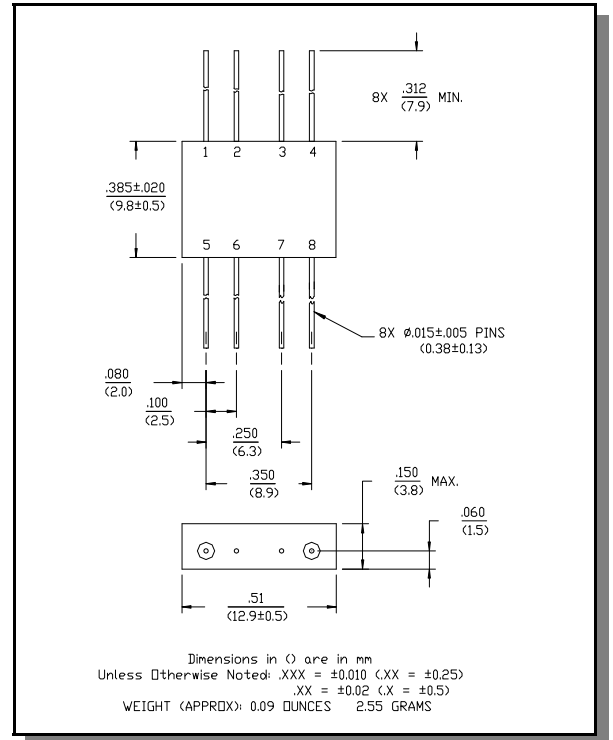
SF-1 (JHS-119)



Pin Configuration (JHS-119)

Pin No.	Function	Pin No.	Function
1	A	3	D
2	B	4	C

FP-2 (JH-119)



Pin Configuration (JH-119)

Pin No.	Function	Pin No.	Function
1	A	5	D
2	GND	6	GND
3	GND	7	GND
4	B	8	C

Electrical Specifications¹: T_A = -55°C to +85°C

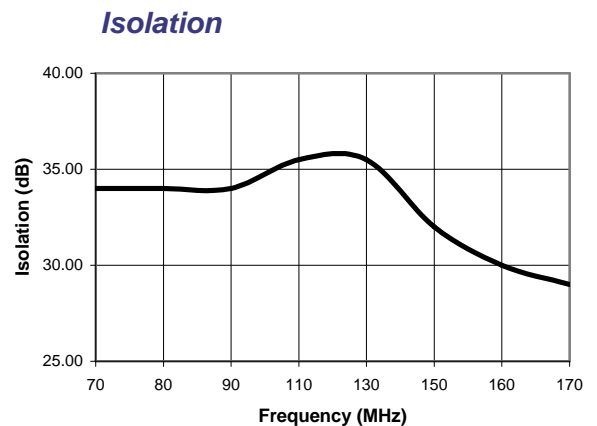
Parameter	Test Conditions	Frequency	Units	Min	Typ	Max
Insertion Loss ²	Less Coupling	80 - 160 MHz	dB	—	—	0.75
Isolation	—	80 - 160 MHz	dB	20	—	—
Amplitude Balance	—	80 - 160 MHz	dB	—	—	1.0
VSWR	—	80 - 160 MHz	Ratio	—	—	1.3:1
Deviation from Quadrature	—	80 - 160 MHz	°	—	—	3

- All specifications apply with 50 ohm source and load impedance.
 - Average of coupled output less 3 dB.
- This product contains elements protected by United States Patent Number 3,484,724.

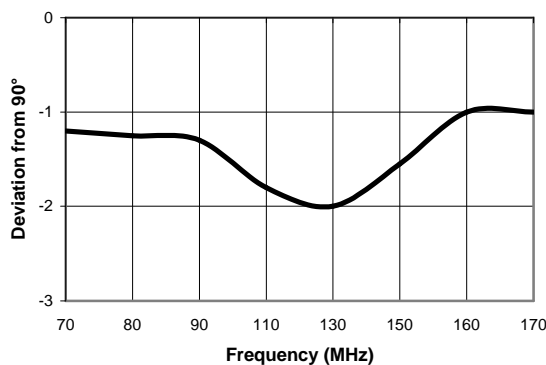
Phasing Diagram

OUT \ IN	A	B	C	D
A		ISO	0°	-90°
B	ISO		-90°	0°
C	0°	-90°		ISO
D	-90°	0°	ISO	

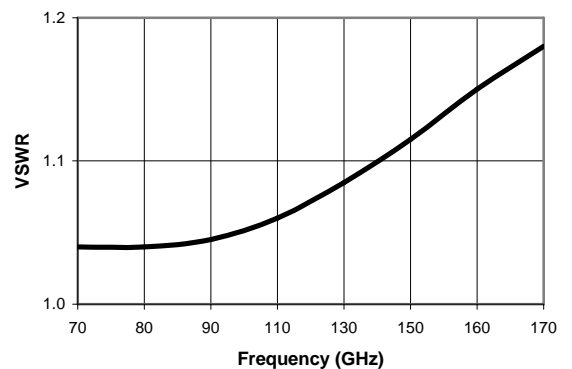
Typical Performance Curves



Deviation from Quadrature



VSWR



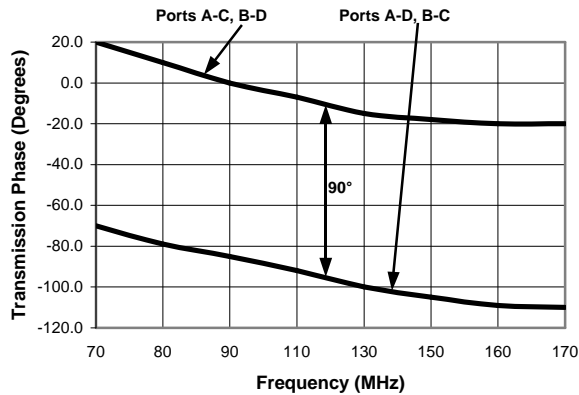
M/A-COM Inc. and its affiliates reserve the right to make changes to the product(s) or information contained herein without notice. M/A-COM makes no warranty, representation or guarantee regarding the suitability of its products for any particular purpose, nor does M/A-COM assume any liability whatsoever arising out of the use or application of any product(s) or information.

Visit www.macom.com for additional data sheets and product information.

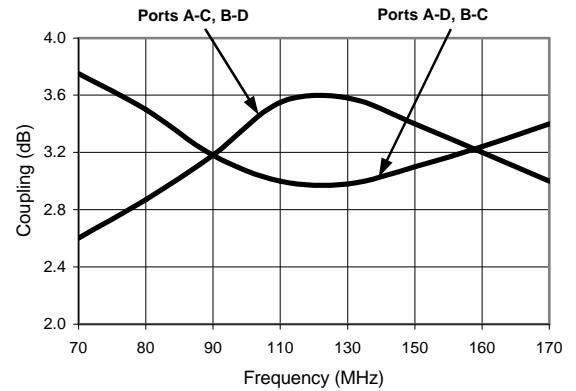
- North America: Tel. (800) 366-2266
- Asia/Pacific: Tel.+81-44-844-8296, Fax +81-44-844-8298
- Europe: Tel. +44 (1344) 869 595, Fax+44 (1344) 300 020

Typical Performance Curves

Transmission Phase



Coupling



Ordering Information

Part Number	Package
JH-119 PIN	FP-2
JHS-119 PIN	SF-1

M/A-COM Inc. and its affiliates reserve the right to make changes to the product(s) or information contained herein without notice. M/A-COM makes no warranty, representation or guarantee regarding the suitability of its products for any particular purpose, nor does M/A-COM assume any liability whatsoever arising out of the use or application of any product(s) or information.

Visit www.macom.com for additional data sheets and product information.

- North America: Tel. (800) 366-2266
- Asia/Pacific: Tel.+81-44-844-8296, Fax +81-44-844-8298
- Europe: Tel. +44 (1344) 869 595, Fax+44 (1344) 300 020