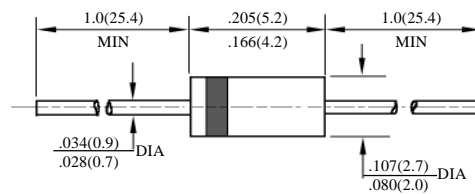


1N4001G – 1N4007G

1A 普通玻璃二极管

1A GENERAL PURPOSE GPP DIODES

| 型号 TYPE | 最大反向 峰值电压 Maximum Peak Reverse Voltage | 最大平均正向电流 Maximum Average Rectified Current @ Half-Wave Resistive Load 60Hz | | 最大正向浪涌电流 Maximum Forward Peak Surge Current @ 8.3ms Superimposed | 最大反向漏电电流 Maximum Reverse Current @ PRV @ T _A =25°C | 最大正向电压 Maximum Forward Voltage @ T _A =25°C | | 外型尺寸 Package Dimensions |
|------------|--|--|----|--|---|---|-----------------|-------------------------------|
| | PRV | I _O @ T _L | | I _{FM} (Surge) | I _R | I _{FM} | V _{FM} | |
| | V _{PK} | A _{AV} | °C | A _{PK} | μA _{dc} | A _{PK} | V _{PK} | |
| 1N4001G | 50 | 1.0 | 75 | 30 | 5.0 | 1.0 | 1.1 | DO-41 |
| 1N4002G | 100 | | | | | | | |
| 1N4003G | 200 | | | | | | | |
| 1N4004G | 400 | | | | | | | |
| 1N4005G | 600 | | | | | | | |
| 1N4006G | 800 | | | | | | | |
| 1N4007G | 1000 | | | | | | | |



DO – 41

1N4001G-1N4007G

DO-41 封装 1A 普通二极管额定值与特性曲线

RATING & CHARACTERISTIC CURVES OF 1A GENERAL DIODES OF DO-41 PACKAGE

FIG. 1 - TYPICAL FORWARD CURRENT DERATING CURVE

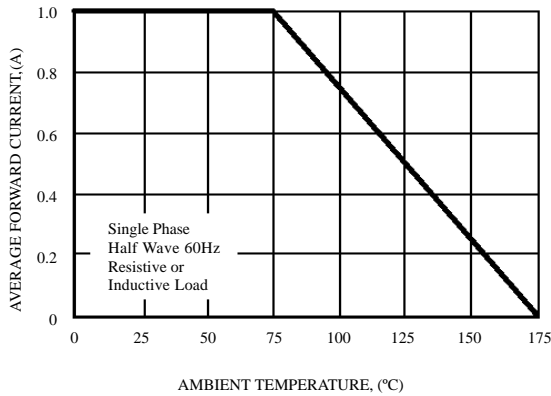


FIG. 3 - MAXIMUM NON-REPETITIVE FORWARD SURGE CURRENT

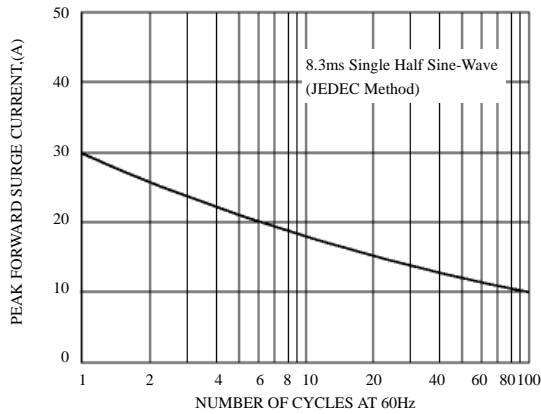


FIG. 5 - TYPICAL JUNCTION CAPACITANCE

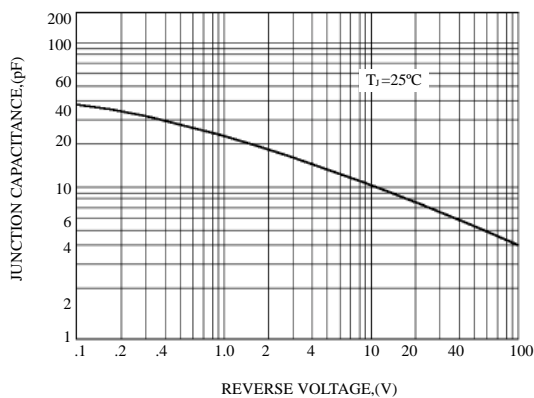


FIG. 2 - TYPICAL INSTANTANEOUS FORWARD CHARACTERISTICS

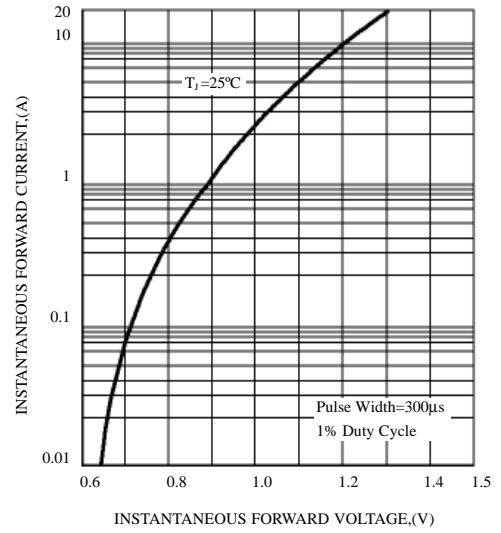


FIG. 4 - TYPICAL REVERSE CHARACTERISTICS

