


# Disconnect Switches

Fusible/Non-fusible



## SPECIFICATIONS

- Voltage:** 600VAC
- Interrupting Rating:** 10,000 amperes
- Required Screw Torque:** 16 inch pounds
- Ampere Rating:** LFFS030CC: 30 Amperes  
LFDS040: 40 Amperes  
LFDS060: 60 Amperes
- Approvals:** UL Listed (File No. E166081)  
CSA Certified
- Terminals:** Accepts wire size through 8AWG

## ORDERING INFORMATION

### Part Number

LFFS030 CC	30A fusible switch with integrated Class CC fuse holder
LFDS040	40A non-fusible switch
LFDS060	60A non-fusible switch

See below for Handles and Accessories (sold separately)

The LFFS series fusible switches eliminate the need for a separate fuse block by integrating a three pole fuse holder into the switch body. This saves precious panel space and reduces wiring time. These rod-operated devices are UL Listed and CSA Certified.

The LFDS series disconnect switches can be used with external fuse blocks, permitting the use of RK1, RK5, Class J and Class CC fuses.



## APPLICATIONS

Littelfuse disconnect switches are perfect for use where the National Electrical Code requires that a separate disconnect means be located within sight of all motor loads. Commonly used as a main switch or distribution switches, these units are also ideal for use as safety switches for air conditioners, pumps and compressors.

## FEATURES/BENEFITS

- **Reduce panel costs** — This is the smallest 30A disconnect switch and fuse block on the market. This minimizes panel space, reducing enclosure costs.
- **Minimize wiring time** — Integral Class CC block eliminates the need to install separate fuse blocks (LFFS only).
- **Reduce installation costs** — Panel-mount or integral DIN rail adapter allows quick and easy mounting.
- **Protect personnel** — Dead Front design eliminates contact with live parts. Optional terminal covers add extra degree of protection for personnel.
- **Expandable** — Optional auxiliary contact blocks and power poles quickly attach for up to 6 poles per switch.
- **Optional shafts available for enclosures 3.5" through 20" deep.**
- **Lockout style available to meet OSHA Standard for control of hazardous energy sources** (LFRK001 only).
- **Operator handles meet IP65.**

## Accessories



Misc. Products



LFRH001*	Red Handle
LFRK001*	Red Knob
LFBH001*	Black Handle
LFBK001*	Black Knob
LFBK002**	Black Knob
SHFT002	Shaft (19.68")
SHFT003	Shaft (11.81")
SHFT005	Shaft (7.78")

LFCB001	Add-on Contact Block (N. O.)
LFCB002	Add-on Contact Block (N. C.)
LFPP001	Add-on Power Pole (N. O.)
LFPP002	Add-on Power Pole (N. C.)

LFTC001	Terminal Cover (1 Pair)
---------	-------------------------

\* Includes mounting hardware and standard length shaft for enclosures 3.5" through 8" deep.  
\*\*Supplied with 2" shaft