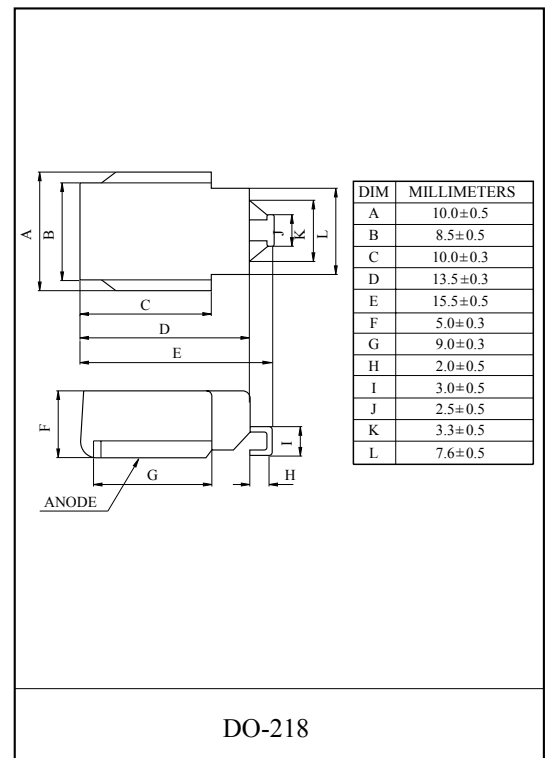


BEST SUITED FOR OVERVOLTAGE PROTECTION
OF ELECTRONIC SYSTEM :
ELECTRONIC SYSTEM FOR USE IN AUTOMOBILES
ELECTRONIC SYSTEM FOR COMMERCIAL USE
ELECTRONIC SYSTEM FOR INDUSTRIAL USE
FOR COMMUNICATIONS, CONTROLS, MEASURING
INSTRUMENTS, ETC.

FEATURES

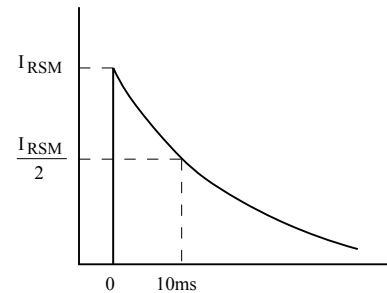
- Excellent clamp voltage characteristics that protect electronic system from any kind of surge.
- High surge power withstanding capabilities that absorb load dump surge.
- Excellent surge responsibility for steep surge absorption.
- Surface mount type is available for easy applications.
Zxial lead type is also available.
- Although the typical zener voltage is $V_Z=27V$, we can provide the products other than the typical values.
- Corresponds to taping packages. (500P/Reel)



MAXIMUM RATING (Ta=25°C)

CHARACTERISTIC	SYMBOL	RATING	UNIT
Allowable Power Dissipation (Note 1)	P	5	W
Non-Repetitive Peak Reverse Surge Current (See Fig.1 for the exponents.)	I_{RSM}	62	A
Junction Temperature	T_j	-40 ~ 150	°C
Storage Temperature Range	T_{stg}	-40 ~ 150	°C

Note 1 : Lead tip temperature $T_L=25^\circ C$.

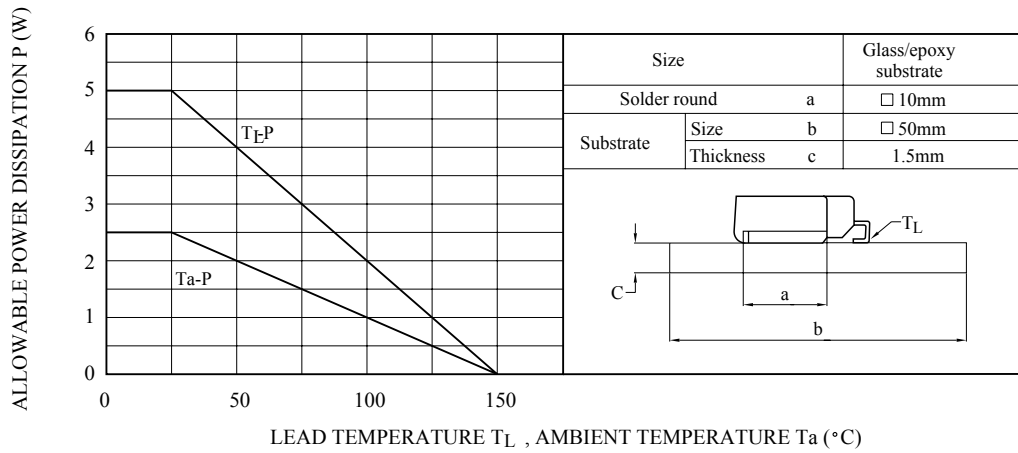


ELECTRICAL CHARACTERISTICS (Ta=25°C)

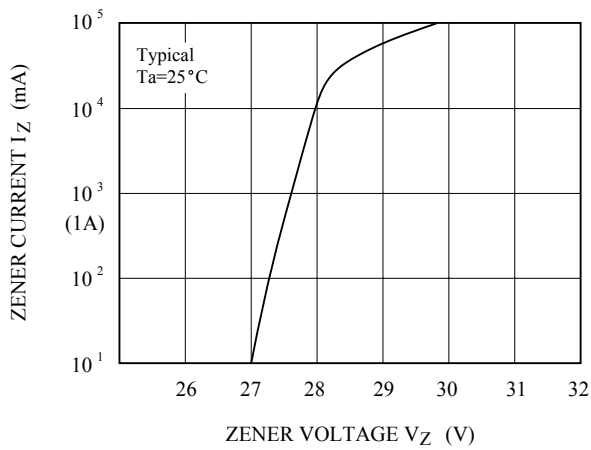
CHARACTERISTIC	SYMBOL	TEST CONDITION	MIN.	TYP.	MAX.	UNIT
Zener Voltage	V_Z	$I_Z=10mA$	24.0	27	30.0	V
Operating Resistance	r_d	$I_Z=10mA$	-	-	30	Ω
Temperature Coefficient	α_T	$I_Z=10mA$	-	23	36	mV/°C
Forward Voltage	V_F	$I_F=6A$	-	-	1.2	V
Reverse Current	I_R	$V_R=22V$	-	-	10	μA

Z5W27V

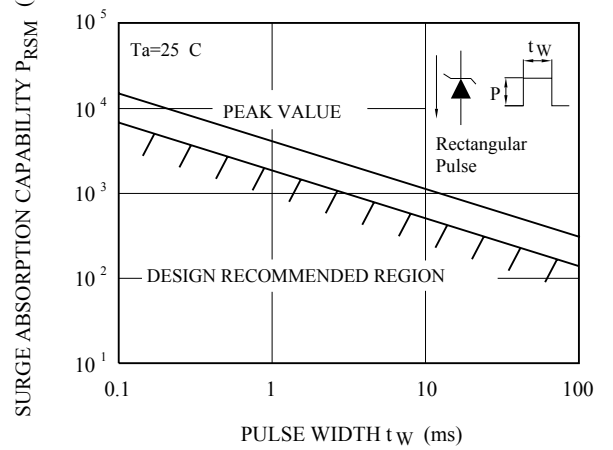
P - T_L , T_a



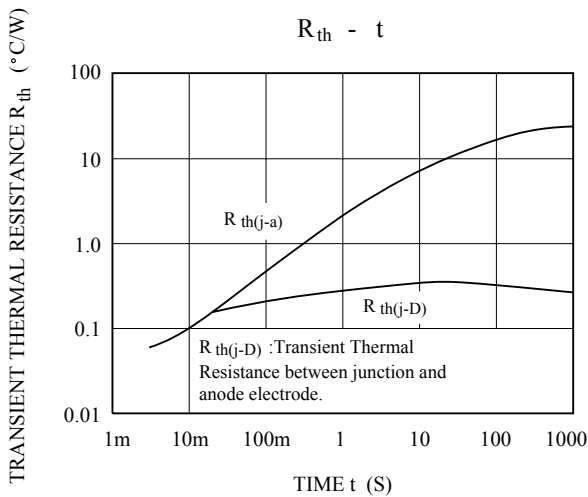
$I_Z - V_Z$



$P_{RSM} - t_w$



$R_{th} - t$



$I_F - V_F$

