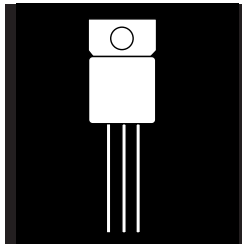


OM5236ST OM5238ST OM5240ST  
OM5237ST OM5239ST OM5241ST

# SINGLE ISOLATED RECTIFIER IN HERMETIC TO-257AA PACKAGE



**10 Amp, High Efficiency, 50 To 600 Volts,  
35 To 50 nsec**

## FEATURES

- Isolated Hermetic Package
- High Current / Small Size
- Ultra-Fast Recovery
- Low Forward Voltage Drop
- JEDEC TO-257AA Package
- Available Screened To MIL-S-19500, TX, TXV And S Levels

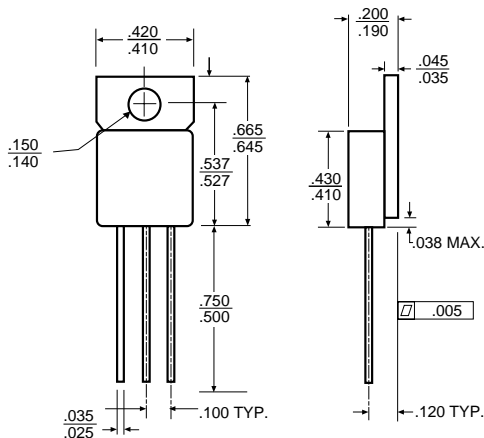
## DESCRIPTION

These high speed power rectifiers are ideally suited in demanding applications where small size, high current and high reliability are required.

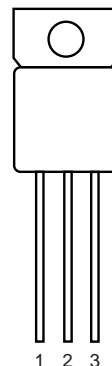
## ABSOLUTE MAXIMUM RATINGS @ 25°C

Peak Inverse Voltage	50 to 600V
Maximum Average D.C. Output Current	10 A
Non-Repetitive Sinusoidal Surge Current 8.3 ms	100 A
Operating and Storage Temperature Range	- 55° C to + 150° C
Thermal Resistance	Junction-to-Case . . . . . 3.5° C/W
	Junction-to-Ambient . . . . . 60° C/W

## MECHANICAL OUTLINE



## PIN CONNECTION



Pin 1: Cathode  
Pin 2: N/A  
Pin 3: Anode

3.2

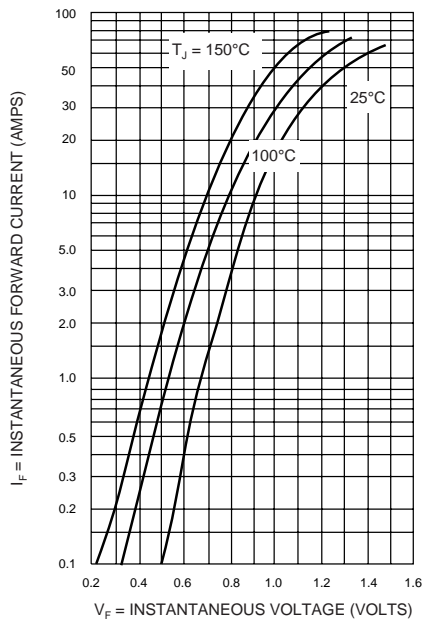
OM5236ST - OM5241ST

**ELECTRICAL CHARACTERISTICS @ 25° C**

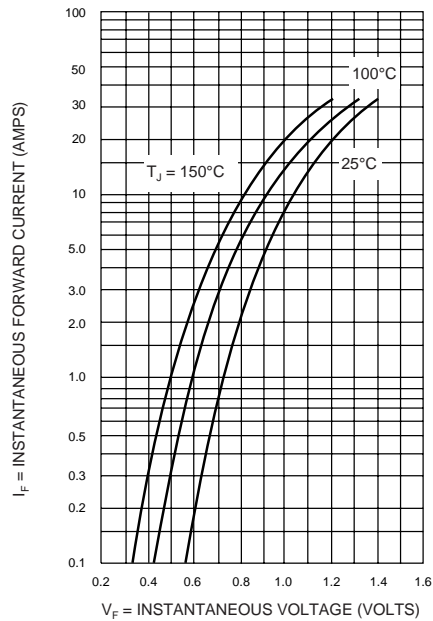
Type	PIV	Maximum Forward Voltage (Volts) @ (1)	Maximum Reverse Current @ PIV		Maximum Reverse Recovery Time (2)
		T <sub>j</sub> = 25° C	T <sub>j</sub> = 25° C	T <sub>j</sub> = 100° C	
OM5236ST	50	1.0 V @ 10 A	20 µA	1.0 mA	35 nsec
OM5237ST	100				
OM5238ST	150				
OM5239ST	200				
OM5240ST	400	1.2 V @ 10 A	20 µA	2.0 mA	50 nsec
OM5241ST	600	1.2 V @ 10 A	20 µA	2.0 mA	50 nsec

(1) Pulse Test: Pulse Width = 300µs, Duty Cycle 2.0%. (2) Measured in Circuit: I<sub>F</sub> = 0.5 A, I<sub>R</sub> = 1.0 A, I<sub>REC</sub> = 0.25 A.

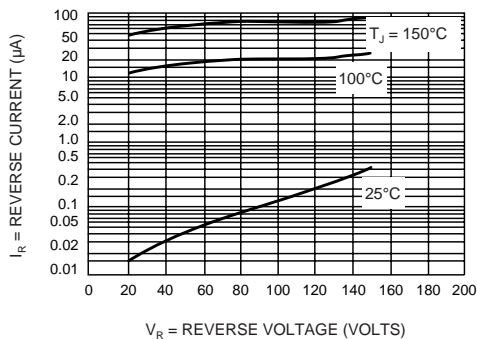
**50 V TO 200 V  
TYPICAL FORWARD VOLTAGE  
OM5236, 5237, 5238, 5239**



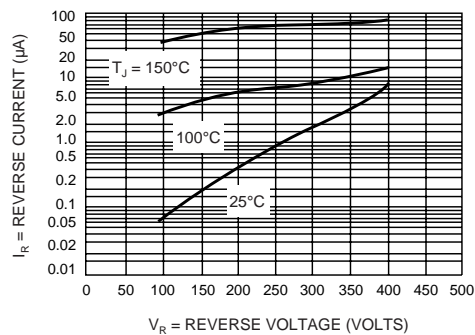
**400 V  
TYPICAL FORWARD VOLTAGE  
OM5240**



**TYPICAL REVERSE CURRENT  
OM5236, 5237, 5238, 5239**



**TYPICAL REVERSE CURRENT  
OM5240, 5241**



3.2