

Radiation Hardened Hex Inverting Schmitt Trigger

The Radiation Hardened ACS14MS is a Hex Inverting Schmitt Trigger. This device simply inverts the level present on each input. The Schmitt Trigger input stage provides 400mV (Min) of hysteresis and permits input signals with longer rise times. All inputs are buffered and the outputs are designed for balanced propagation delay and transition times.

The ACS14MS is fabricated on a CMOS Silicon on Sapphire (SOS) process, which provides an immunity to Single Event Latch-up and the capability of highly reliable performance in any radiation environment. These devices offer significant power reduction and faster performance when compared to ALSTTL types.

Specifications for Rad Hard QML devices are controlled by the Defense Supply Center in Columbus (DSCC). The SMD numbers listed below must be used when ordering.

Detailed Electrical Specifications for the ACS14MS are contained in SMD 5962-98623. A "hot-link" is provided on our homepage with instructions for downloading. www.intersil.com/data/sm/index.asp

Features

- QML Qualified Per MIL-PRF-38535 Requirements
- 1.25 Micron Radiation Hardened SOS CMOS
- Radiation Environment
 - Latch-Up Free Under any Conditions
 - Total Dose 3×10^5 RAD (Si)
 - SEU Immunity $<1 \times 10^{-10}$ Errors/Bit/Day
 - SEU LET Threshold $>100\text{MeV}/(\text{mg}/\text{cm}^2)$
- Input Logic Levels $V_{IL} = (0.3)(V_{CC})$, $V_{IH} = (0.7)(V_{CC})$
- Hysteresis Voltage 400mV (Min)
- Output Current $\pm 8\text{mA}$ (Min)
- Quiescent Supply Current 100 μA (Max)
- Propagation Delay 14ns (Max)

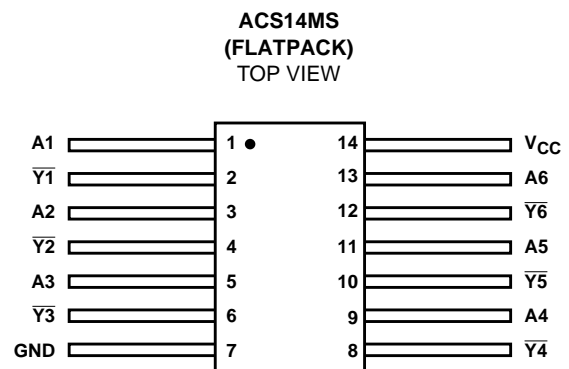
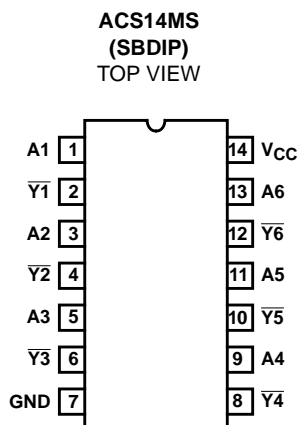
Applications

- High Speed Control Circuits
- Sensor Monitoring
- Low Power Designs

Ordering Information

ORDERING NUMBER	INTERNAL MKT. NUMBER	TEMP. RANGE (°C)	PACKAGE	DESIGNATOR
5962F9862301VCC	ACS14DMSR-03	-55 to 125	14 Ld SBDIP	CDIP2-T14
ACS14D/SAMPLE-03	ACS14D/SAMPLE-03	25	14 Ld SBDIP	CDIP2-T14
5962F9862301VXC	ACS14KMSR-03	-55 to 125	14 Ld Flatpack	CDFP4-F14
ACS14K/SAMPLE-03	ACS14K/SAMPLE-03	25	14 Ld Flatpack	CDFP4-F14
5962F9862301V9A	ACS14HMSR-03	25	Die	N/A

Pinouts



Die Characteristics

DIE DIMENSIONS:

Size: 2390 μ m x 2390 μ m (94 mils x 94 mils)
 Thickness: 525 μ m \pm 25 μ m (20.6 mils \pm 1 mil)
 Bond Pad: 110 μ m x 110 μ m (4.3 x 4.3 mils)

METALLIZATION: AL

Metal 1 Thickness: 0.7 μ m \pm 0.1 μ m
 Metal 2 Thickness: 1.0 μ m \pm 0.1 μ m

SUBSTRATE POTENTIAL:

Unbiased Insulator

PASSIVATION

Type: Phosphorous Silicon Glass (PSG)
 Thickness: 1.30 μ m \pm 0.15 μ m

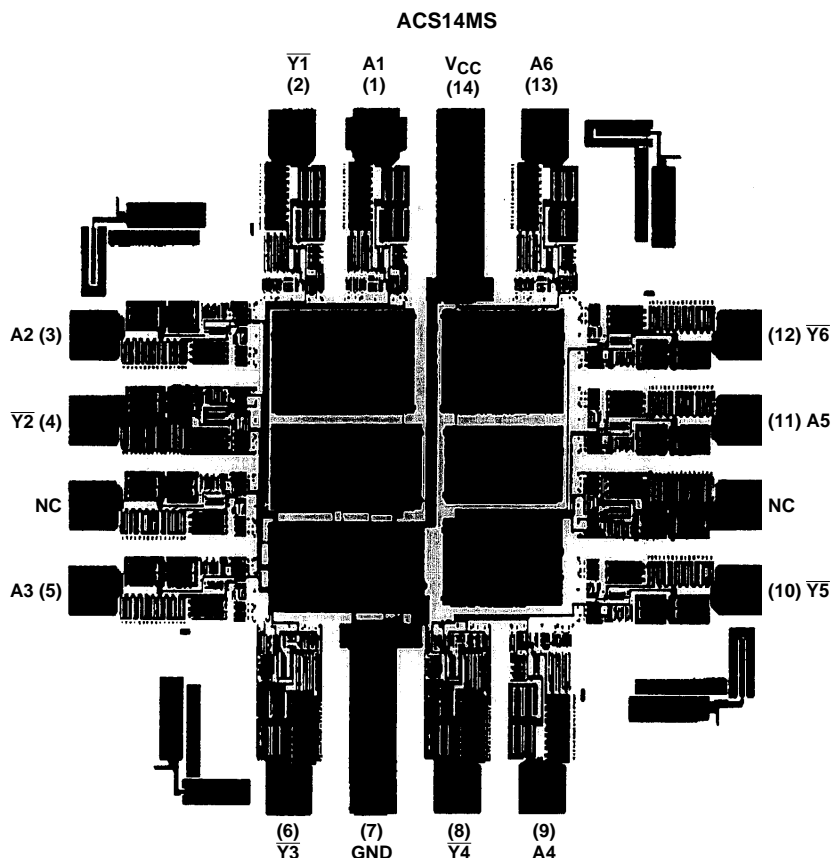
SPECIAL INSTRUCTIONS:

Bond V_{CC} First

ADDITIONAL INFORMATION:

Worst Case Current Density: $2.0 \times 10^5 \text{ A/cm}^2$
 Transistor Count: 130

Metallization Mask Layout



All Intersil semiconductor products are manufactured, assembled and tested under **ISO9000** quality systems certification.

Intersil semiconductor products are sold by description only. Intersil Corporation reserves the right to make changes in circuit design and/or specifications at any time without notice. Accordingly, the reader is cautioned to verify that data sheets are current before placing orders. Information furnished by Intersil is believed to be accurate and reliable. However, no responsibility is assumed by Intersil or its subsidiaries for its use; nor for any infringements of patents or other rights of third parties which may result from its use. No license is granted by implication or otherwise under any patent or patent rights of Intersil or its subsidiaries.

For information regarding Intersil Corporation and its products, see web site www.intersil.com

Sales Office Headquarters

NORTH AMERICA

Intersil Corporation
 P. O. Box 883, Mail Stop 53-204
 Melbourne, FL 32902
 TEL: (321) 724-7000
 FAX: (321) 724-7240

EUROPE

Intersil SA
 Mercure Center
 100, Rue de la Fusee
 1130 Brussels, Belgium
 TEL: (32) 2.724.2111
 FAX: (32) 2.724.22.05

ASIA

Intersil (Taiwan) Ltd.
 7F-6, No. 101 Fu Hsing North Road
 Taipei, Taiwan
 Republic of China
 TEL: (886) 2 2716 9310
 FAX: (886) 2 2715 3029