

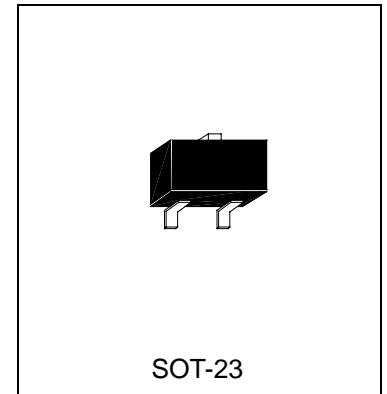


# HBAS16

HIGH-SPEED SWITCHING DIODE

## Description

- The HBAS16 is designed for high-speed switching application in hybrid thick and thin-film circuits.
- The devices is manufactured by the silicon epitaxial planar process and packed in a plastic surface mount package.



## Features

- Small SMD Package (SOT-23)
- Low Forward Voltage
- Fast Reverse Recovery Time
- Small Total Capacitance

## Absolute Maximum Ratings

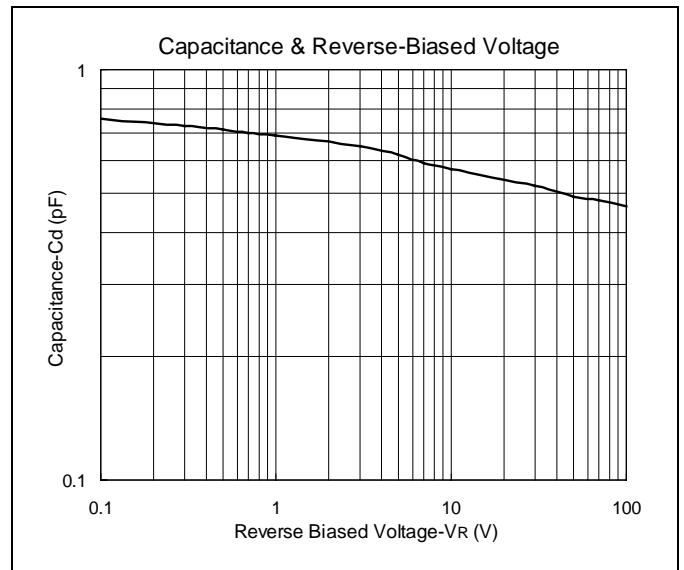
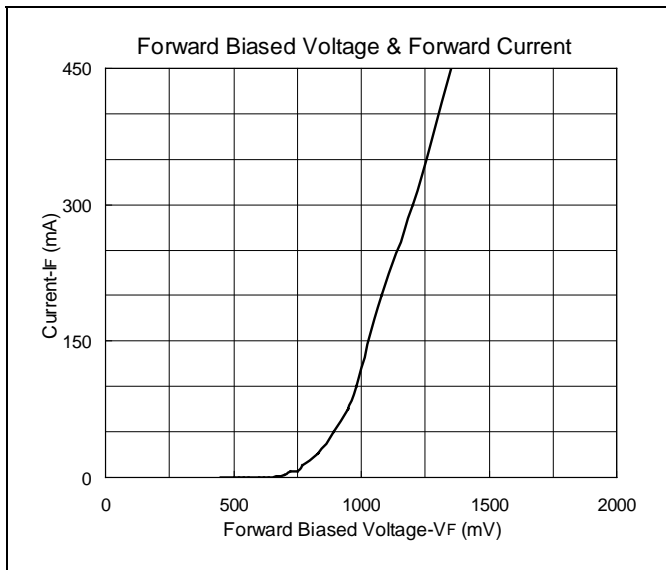
- Maximum Temperatures  
Storage Temperature ..... -65~+150 °C  
Junction Temperature ..... +150 °C
- Maximum Power Dissipation  
Total Power Dissipation (Ta=25°C) ..... 200 mW
- Maximum Voltages and Currents (Ta=25°C)  
Reverse Voltage ..... 75 V  
Repetitive Reverse Voltage ..... 85 V  
Forward Current ..... 250 mA  
Repetitive Forward Current ..... 500 mA  
Forward Surge Current (1ms)..... 1 A

## Characteristics (Ta=25°C)

Characteristic	Symbol	Condition	Min	Max.	Unit
Reverse Breakdown Voltage	V(BR)	IR=100uA	75	-	V
Forward Voltage	VF(1)	IF=1mA	-	715	MV
	VF(2)	IF=10mA	-	855	mV
	VF(3)	IF=50mA	-	1000	mV
	VF(4)	IF=150mA	-	1250	mV
Reverse Current	IR	VR=75V	-	1	uA
Total Capacitance	CT	VR=0, f=1MHZ	-	2	pF
Reverse Recovery Time	Trr	IF=IR=10mA, RL=100Ω, measured at IR=1mA	-	6	nS

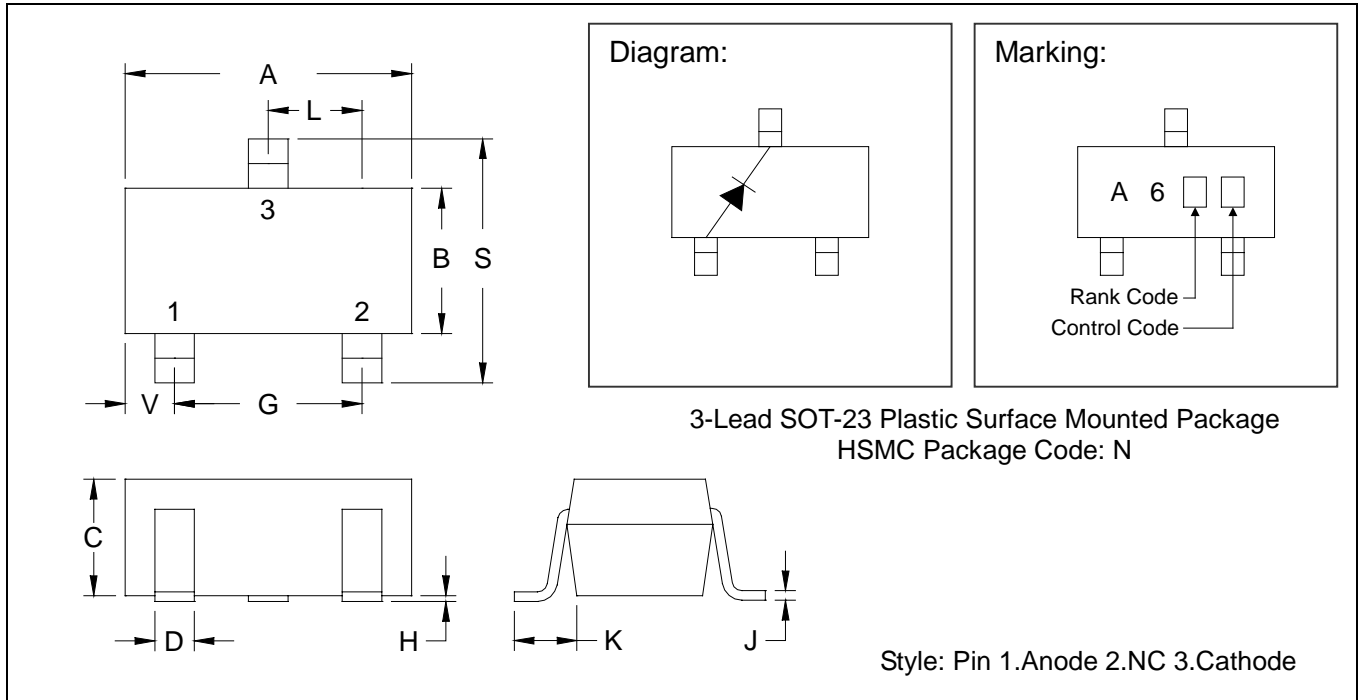


## Characteristics Curve





### SOT-23 Dimension



\*: Typical

DIM	Inches		Millimeters		DIM	Inches		Millimeters	
	Min.	Max.	Min.	Max.		Min.	Max.	Min.	Max.
A	0.1102	0.1204	2.80	3.04	J	0.0034	0.0070	0.085	0.177
B	0.0472	0.0630	1.20	1.60	K	0.0128	0.0266	0.32	0.67
C	0.0335	0.0512	0.89	1.30	L	0.0335	0.0453	0.85	1.15
D	0.0118	0.0197	0.30	0.50	S	0.0830	0.1083	2.10	2.75
G	0.0669	0.0910	1.70	2.30	V	0.0098	0.0256	0.25	0.65
H	0.0005	0.0040	0.013	0.10					

- Notes: 1.Dimension and tolerance based on our Spec. dated Sep. 07,1997.  
 2.Controlling dimension: millimeters.  
 3.Maximum lead thickness includes lead finish thickness, and minimum lead thickness is the minimum thickness of base material.  
 4.If there is any question with packing specification or packing method, please contact your local HSMC sales office.

**Material:**

- Lead: 42 Alloy; solder plating
- Mold Compound: Epoxy resin family, flammability solid burning class: UL94V-0

**Important Notice:**

- All rights are reserved. Reproduction in whole or in part is prohibited without the prior written approval of HSMC.
- HSMC reserves the right to make changes to its products without notice.
- **HSMC semiconductor products are not warranted for use in Life-Support Applications, or systems.**
- HSMC assumes no liability for any consequence of customer product design, infringement of patents, or application assistance.

**Head Office And Factory:**

- **Head Office** (Hi-Sincerity Microelectronics Corp.): 10F.,No. 61, Sec. 2, Chung-Shan N. Rd. Taipei Taiwan R.O.C.  
 Tel: 886-2-25212056 Fax: 886-2-25632712, 25368454
- **Factory 1:** No. 38, Kuang Fu S. Rd., Fu-Kou Hsin-Chu Industrial Park Hsin-Chu Taiwan. R.O.C  
 Tel: 886-3-5983621~5 Fax: 886-3-5982931