

HAMAMATSU

PRELIMINARY DATA
OCT. 2000

HPD (HYBRID PHOTO-DETECTOR) MODULES H8236-07, -40

PATENT PENDING

The HPD (Hybrid Photo-Detector) is a new vacuum photo-detector including a photocathode and an avalanche diode. The HPD provides a gain of more than 1000 in a single multiplication process called 'electron bombardment multiplication'. The photoelectrons from the photocathode are accelerated by a strong electric field to hit the avalanche diode and release a large number of electron-hole pairs corresponding to the acceleration energy. This excellent first multiplication process enables the HPD to achieve excellent multi-photon energy resolution. This first multiplication process is followed by the second avalanche mode multiplication to provide sufficient gain for a variety of applications.

H8236 is an HPD module, containing high voltage power supplies and a pre-amplifier.



FEATURES

- Able to discriminate multi-photon events
- Low excess noise
- High Q.E. from 450 nm to 650 nm (H8236-40)
- Simple operation
- Built-in high voltage power supply and pre-amplifier
- Low after pulse

APPLICATIONS

- Photon counting application
- Low intensity pulse detection
- Laser scanning microscope
- Particle counter

SPECIFICATIONS

Parameter	H8236-07	H8236-40	Unit
Spectral Response	160 to 850	350 to 720	nm
Peak Sensitivity Wavelength	420	550	nm
Photocathode Material	Multialkali	GaAsP(Cs)	—
Quantum Efficiency [Ⓔ]	15	40	%
Effective Area	φ8	φ5	mm Min.
Sensitivity [Ⓐ]	0.2 [Ⓔ]	0.7 [Ⓔ]	V/nW
	6 mV/1 photoelectron		—
Bandwidth	DC to 3.5 MHz		—
Signal Output	Offset (Typ.)	-0.7	V dc
	Noise r.m.s. (Typ.)	1	mV
	Load Impedance	AC coupled more than 50	Ω
	DC coupled	more than 5	kΩ
	Maximum Voltage	-5	V Max.
Polarity	Negative		—
			—
Input Power/Current	To Pre-amplifier (PIN 2)	-12 V dc/6 mA	—
	To Diode Bias Power Supply (PIN 4)	+12 V dc/50 mA	—
Recommended Control Voltage Range	To High Voltage (PIN 8)	+3 to +8 [Ⓑ]	V dc
	To Diode Bias Voltage (PIN 6)	+3.5 to +7.6 ^{ⒸⒹ}	V dc
Signal Connector	BNC-R		—
Control Connector	12-pin connector (Hirose: HR10A-10R-12P)		—
Weight	Approx. 370		g

MAXIMUM RATINGS (Absolute Maximum Value)

Input Power	PIN 2	-12.5	V dc
	PIN 4	+16	V dc
Control Voltage	PIN 8	+8.5	V dc
	PIN 6	Ⓓ	—
Operating Ambient Temperature	0 to +40		°C
Operating Humidity	90 [Ⓕ]		%RH
Average Input Light Power [Ⓔ]	4	1	nW
Peak Input Light Power ^{ⒺⒼ}	380	105	nW

NOTE: Ⓐ at 8 V (or set the HV knob to -8 kV on the front panel of the HPD module power supply C8237) to PIN 8 and 7.5 V (or set the C8237 diode bias voltage to +150 V) to PIN 6

Ⓑ or "-3 kV" to "-8 kV" high voltage on the C8237 front panel

Ⓒ or "70 V" to "152 V" diode bias voltage on the C8237 front panel

Ⓓ The characteristics of the bias voltage vs. avalanche gain curve of the diode inside are affected by the ambient temperature conditions, and even under the same ambient temperature conditions resulting curve may differ between diodes from different production lots. Refer to the individual data sheet attached to the module. Ⓔ at peak sensitivity wavelength Ⓕ without moisture condensation

Ⓖ at 3 V (or set the C8237 HV knob to -3 kV) to PIN 8 and 7.5 V (or set the C8237 diode bias voltage to +150 V) to PIN 6. Input light pulse: 50 ns (FWHM), 200 kHz.

Subject to local technical requirements and regulations, availability of products included in this promotional material may vary. Please consult with our sales office.

Information furnished by HAMAMATSU is believed to be reliable. However, no responsibility is assumed for possible inaccuracies or omissions. Specifications are subject to change without notice. No patent rights are granted to any of the circuits described herein. ©2000 Hamamatsu Photonics K.K.

HPD (HYBRID PHOTO-DETECTOR) MODULES H8236-07, -40

Figure 1: Measurement Set-up Example

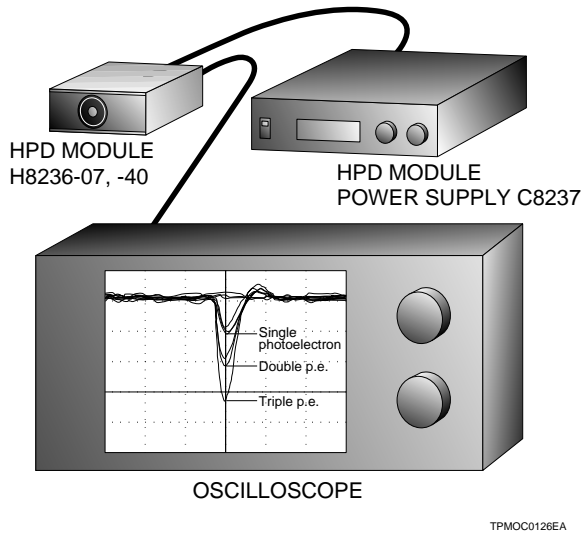


Figure 2: Multi-photoelectron Pulse Height Distribution

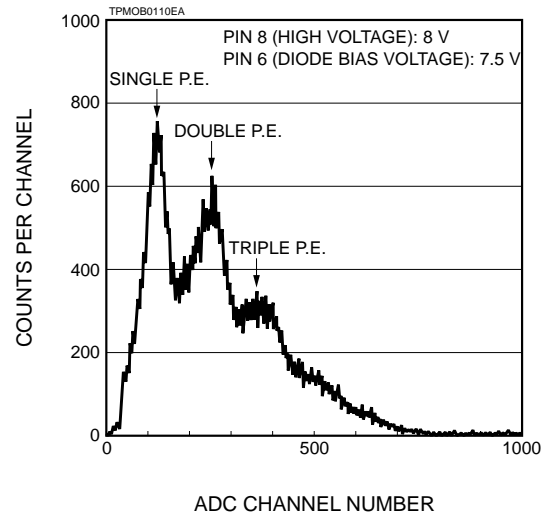


Figure 3: Typical Spectral Response

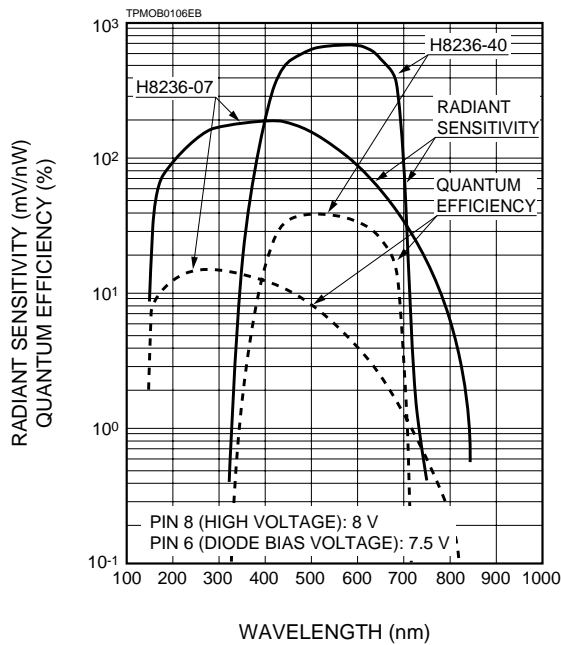
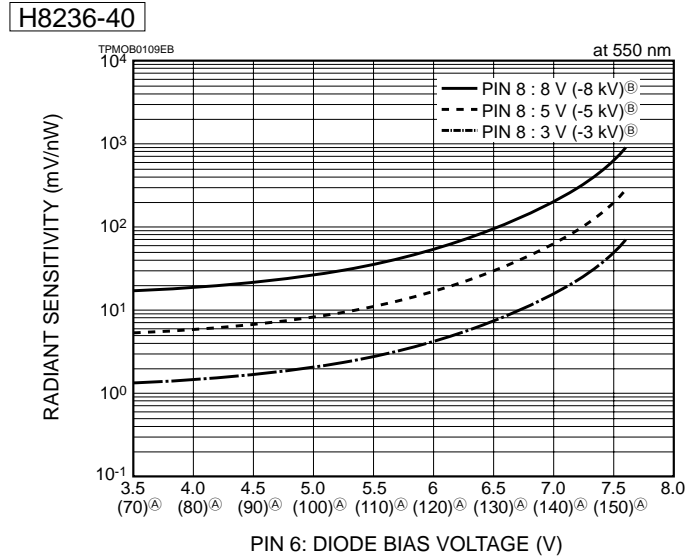
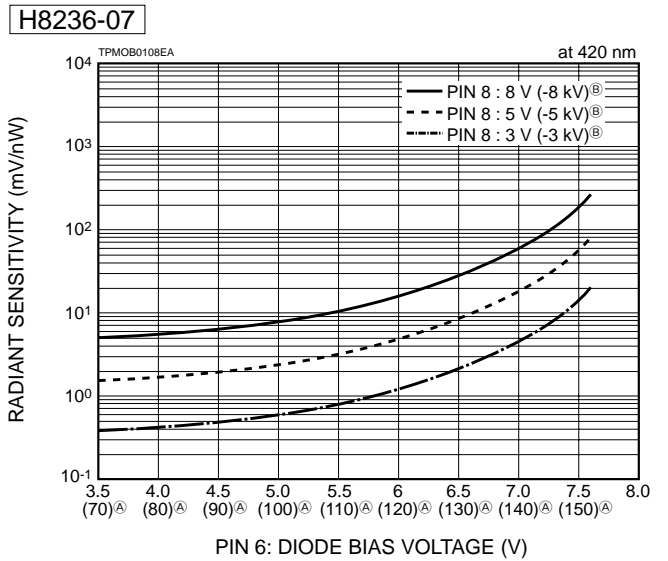
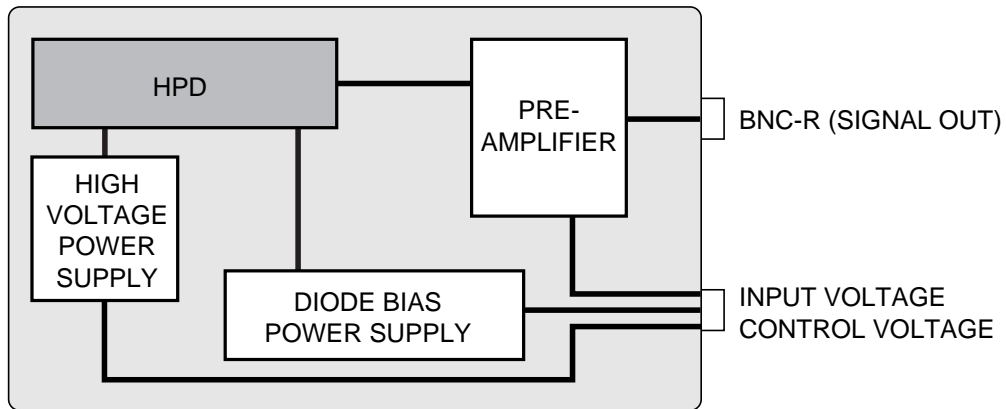


Figure 4: PIN 6: Diode Bias Voltage vs. Radiant Sensitivity



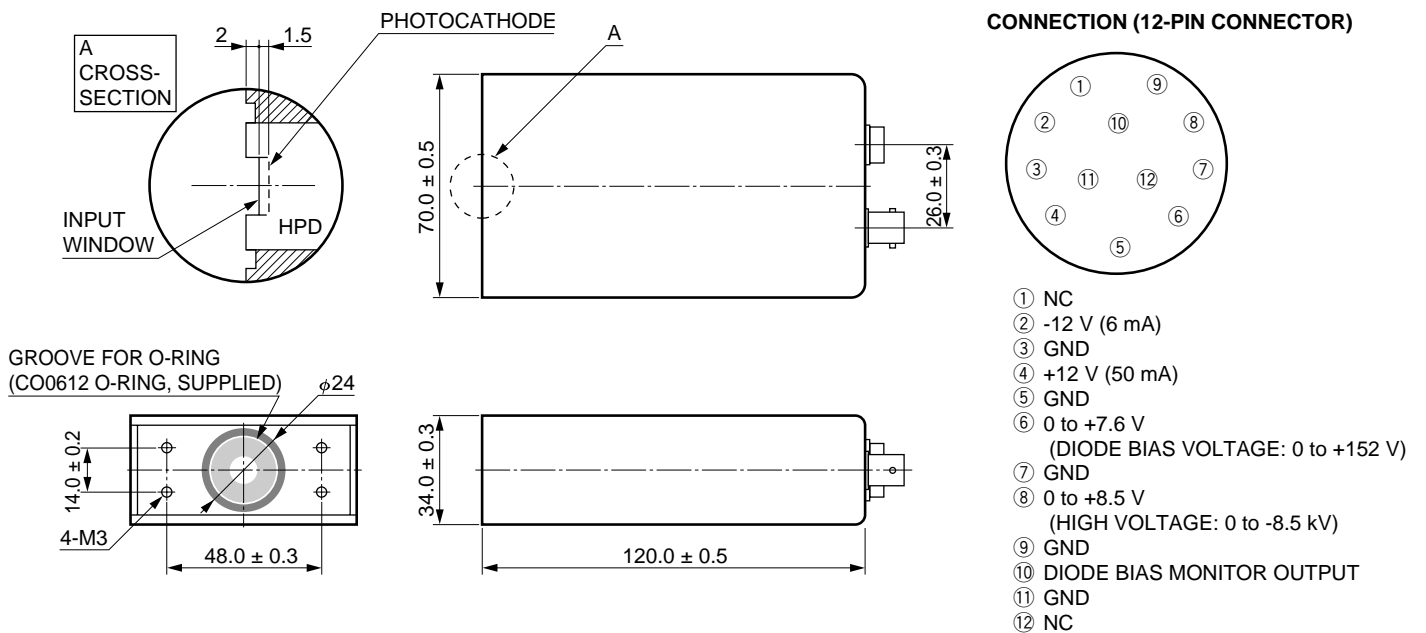
* (A): set the C8237 diode bias voltage
(B): set the C8237 HV

Figure 5: Internal Block Diagram



TPMOC0125EA

Figure 6: Dimensional Outline (Unit: mm)



TPMOA0007EB

NOTE

Keep the input window at least 7 mm away from the ground potential during use.

HPD (HYBRID PHOTO-DETECTOR) MODULES H8236-07, -40

HPD MODULE CONTROL UNIT C8237 (OPTIONAL)

The C8237 HPD module power supply unit converts ac power to the dc voltages to be used with H8236 series.

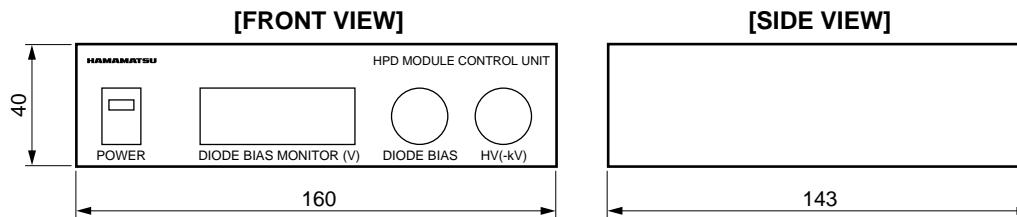
Control knobs on the front panel adjust the diode bias voltage and the high voltage that determine the module gain.

SPECIFICATIONS

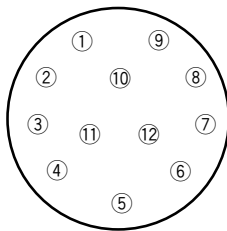
Input		85 to 240 V ac
Output	to Pre-Amplifier	-12 V dc, +12 V dc *
	to Diode Bias Power Supply	+12 V dc
	to High Voltage Control	0 to +8.5 V dc (0, 1, 2, 3, 4, 5, 6, 7, 8, 8.5 V dc)
	to Diode Bias Voltage Control	0 to +7.75 V dc (Continuously)
Connector		12-pin connector (Hirose: HR10A-10R-12P)
Connection Cable Length		1.5 m

* not to be used for H8236

Dimensional Outline (Unit: mm)



CONNECTION (12-PIN CONNECTOR)



- ① +12 V*
- ② -12 V
- ③ GND
- ④ +12 V
- ⑤ GND
- ⑥ 0 to +7.75 V (to DIODE BIAS VOLTAGE: 0 to +155 V)
- ⑦ GND
- ⑧ 0 to +8.5 V (to HIGH VOLTAGE: 0 to -8.5 kV)
- ⑨ GND
- ⑩ DIODE BIAS MONITOR INPUT
- ⑪ GND
- ⑫ NC

* not to be used for H8236

TPMOA0009EB

*PATENTS PENDING: JAPAN 5, USA 4, EUROPE 3

HAMAMATSU

HOME PAGE URL <http://www.hamamatsu.com>

HAMAMATSU PHOTONICS K.K., Electron Tube Center

314-5, Shimokanzo, Toyooka-village, Iwata-gun, Shizuoka-ken, 438-0193, Japan, Telephone: (81)539/62-5248, Fax: (81)539/62-2205

U.S.A.: Hamamatsu Corporation: 360 Foothill Road, P. O. Box 6910, Bridgewater, N.J. 08807-0910, U.S.A., Telephone: (1)908-231-0960, Fax: (1)908-231-1218 E-mail: usa@hamamatsu.com

Germany: Hamamatsu Photonics Deutschland GmbH: Arzbergerstr. 10, D-82211 Herrsching am Ammersee, Germany, Telephone: (49)8152-375-0, Fax: (49)8152-2658 E-mail: info@hamamatsu.de

France: Hamamatsu Photonics France S.A.R.L.: 8, Rue du Saule Trapu, Parc du Moulin de Massy, 91882 Massy Cedex, France, Telephone: (33)1 69 53 71 00, Fax: (33)1 69 53 71 10 E-mail: infos@hamamatsu.fr

United Kingdom: Hamamatsu Photonics UK Limited: 2 Howard Court, 10 Tewin Road Welwyn Garden City Hertfordshire AL7 1BW, United Kingdom, Telephone: 44-(0)1707-294888, Fax: 44(0)1707-325777 E-mail: info@hamamatsu.co.uk

North Europe: Hamamatsu Photonics Norden AB: Smidesvägen 12, SE-171-41 SOLNA, Sweden, Telephone: (46)8-509-031-00, Fax: (46)8-509-031-01 E-mail: info@hamamatsu.se

Italy: Hamamatsu Photonics Italia: S.R.L.: Strada della Moia, 1/E, 20020 Arese, (Milano), Italy, Telephone: (39)02-935 81 733, Fax: (39)02-935 81 741 E-mail: info@hamamatsu.it

TPMO1011E03
OCT. 2000 IP
Printed in Japan (1000)