



05GU4B48

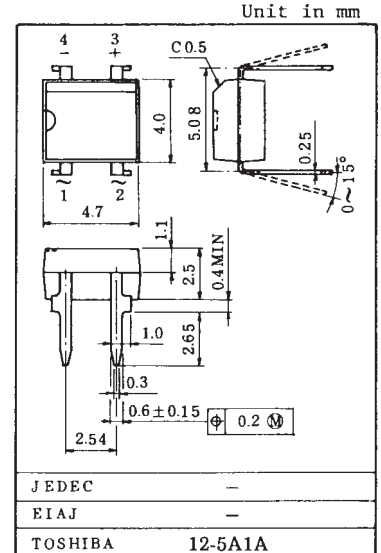
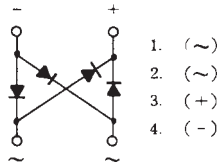
SILICON DIFFUSED JUNCTION TYPE RECTIFIER STACK

Reverse Voltage - 400 Volts
Forward Current - 0.5 Ampere

Application: TELCOMMUNICATION APPLICATIONS

- Repetitive peak reverse voltage: $V_{RRM}=400\text{Volts}$
- Average forward current: $I_O=0.5\text{A}$ ($T_A=47^\circ\text{C}$)
- Glass passivated cavity-free junction
- Dual in line type
- Plastic mold package
- Low loss type

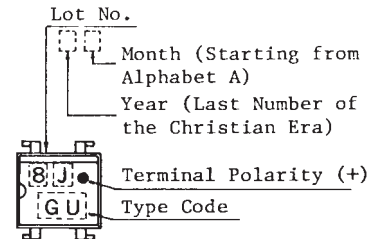
POLARITY



Weight : 0.14g

Maximum Ratings ($T_A=25^\circ\text{C}$)

Characteristics	Symbols	Ratings	Units
Repetitive peak reverse voltage	V_{RRM}	400	Volts
Average output rectified current	I_O	0.5	Amp
Peak one cycle surge forward current (Non Repetitive)	I_{FSM}	30 (50Hz) 33 (60Hz)	Amps
Junction temperature	T_J	-40 to 150	$^\circ\text{C}$
Storage temperature range	T_{stg}	-40 to 150	$^\circ\text{C}$



Color:
Silver

Symbol	DeviceType
GU	05GU4B48

Electrical Characteristics ($T_A=25^\circ\text{C}$)

Characteristics	Symbols	Test Conditions	Min.	Typ.	Max.	Units
Peak forward voltage (Note)	V_{FM}	$I_{FM}=20\text{mA}$	-	-	0.65	Volt
Repetitive peak reverse current (Note)	I_{RRM}	$V_{RRM}=\text{Rated}$	-	-	100	μA
Thermal resistance	$R_{th(J-A)}$	Junction to Ambient	-	-	130	$^\circ\text{C/W}$

Note: A value of on cell.

05GU4B48

