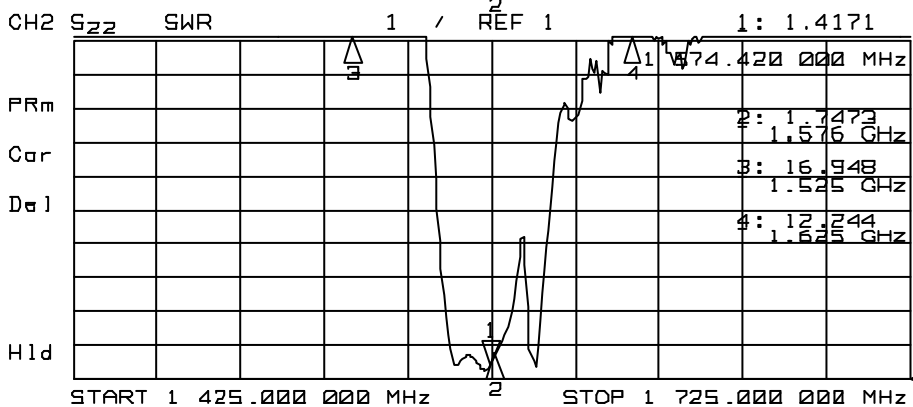
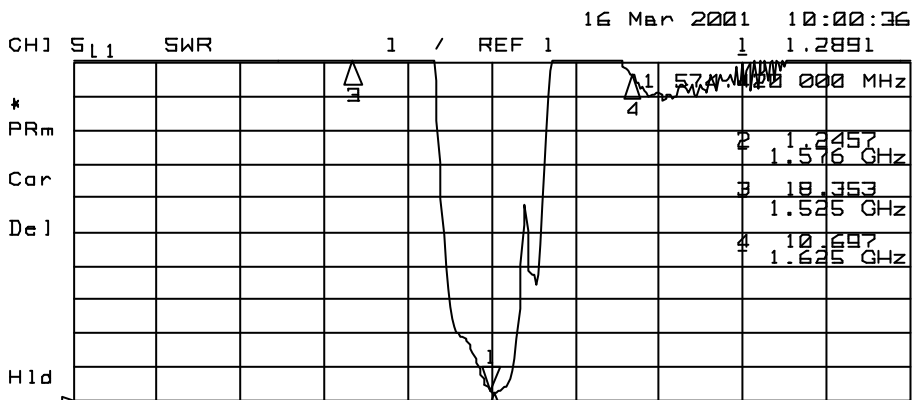
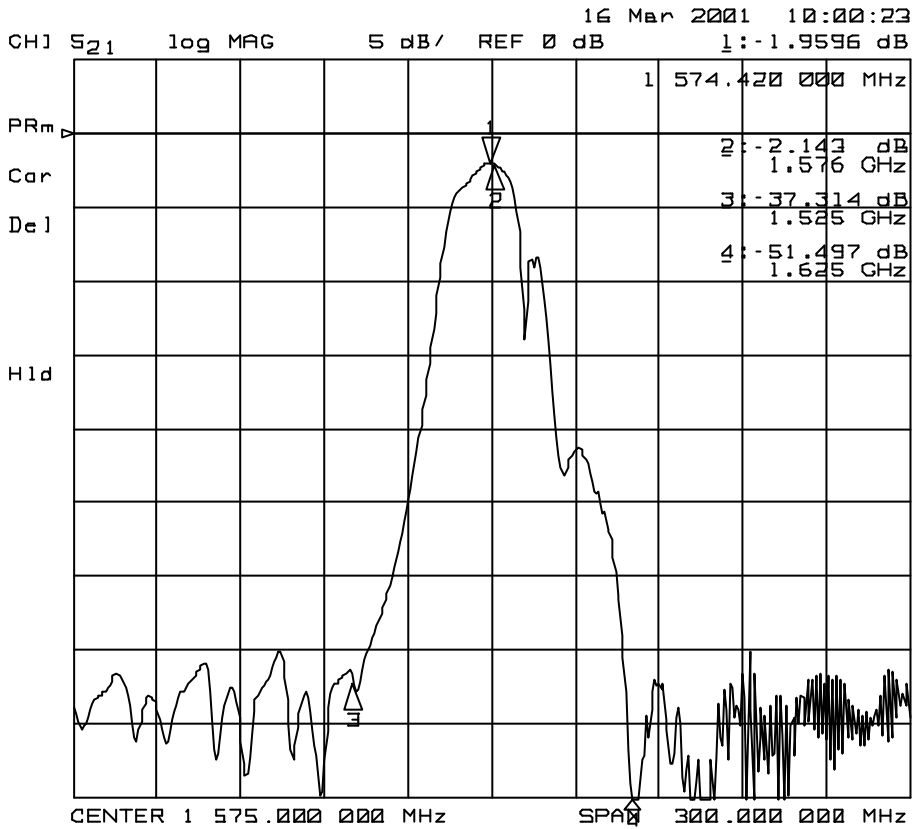


Customer Name	STANDARD	FUJITSU MEDIA DEVICES LIMITED	
System	GPS	DATE	Sept. 7, 2001
FMD P/N	FAR-F6CP-1G5754-D20T	Version 1.1	Preliminary
Customer P/N		Reference No.	

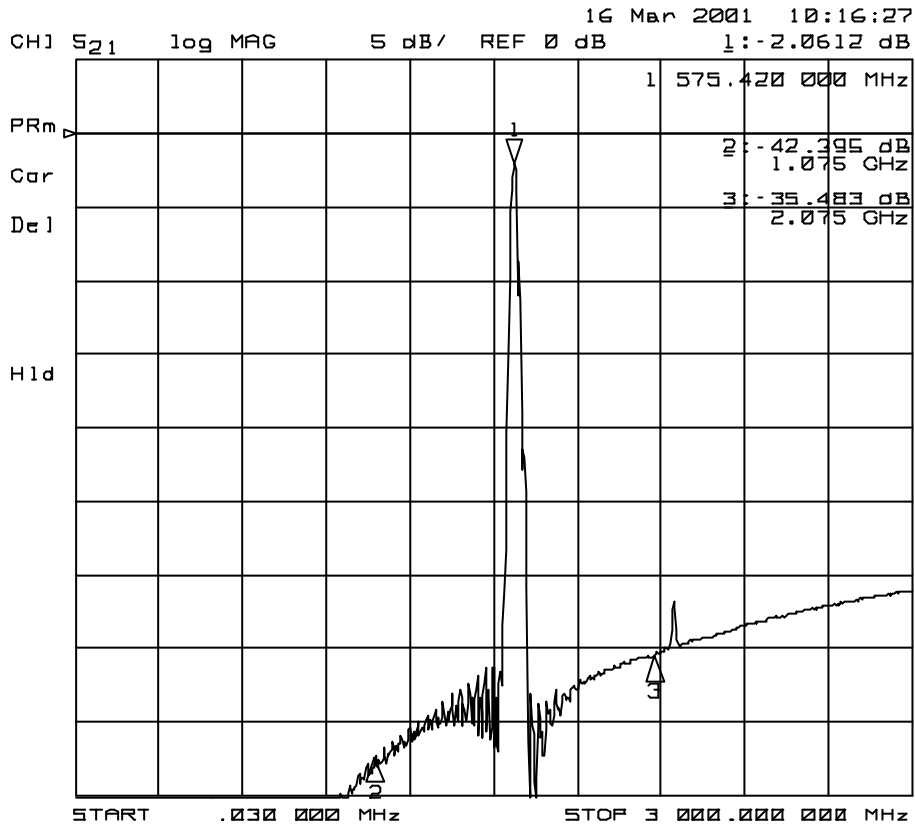
Table.1 Electrical Specification

Item	Condition	Specification				Remark
		Min.	Typ.	Max.	Unit.	
Insertion Loss	1574.42-1576.42 MHz	-	2.2	3.0	dB	
In-Band Ripple	1574.42-1576.42 MHz	-	0.4	1.1	dB	
Attenuation	DC - 1075.42 MHz	35	42	-	dB	@fc-500MHz
	1475.42 MHz	30	41	-	dB	@fc-100MHz
	1525.42 MHz	30	37	-	dB	@fc- 50MHz
	1625.42 MHz	30	51	-	dB	@fc+ 50MHz
	1675.42 MHz	30	39	-	dB	@fc+100MHz
	2076.42-3000 MHz	25	35	-	dB	@fc+500MHz
VSWR	1574.42-1576.42 MHz	-	1.8	3.0	-	
Input/Output impedance	-	50/50			Ω	
Operating Temperature	-	-30		+85	°C	
Input power	-	-	-	10	dBm	
Package	-	2.5typ.x2.0typ.x1.0 max.			mm	

Customer Name	STANDARD	FUJITSU MEDIA DEVICES LIMITED	
System	GPS	DATE	Sept. 7, 2001
FMD P/N	FAR-F6CP-1G5754-D20T	Version 1.1	Preliminary
Customer P/N		Reference No.	

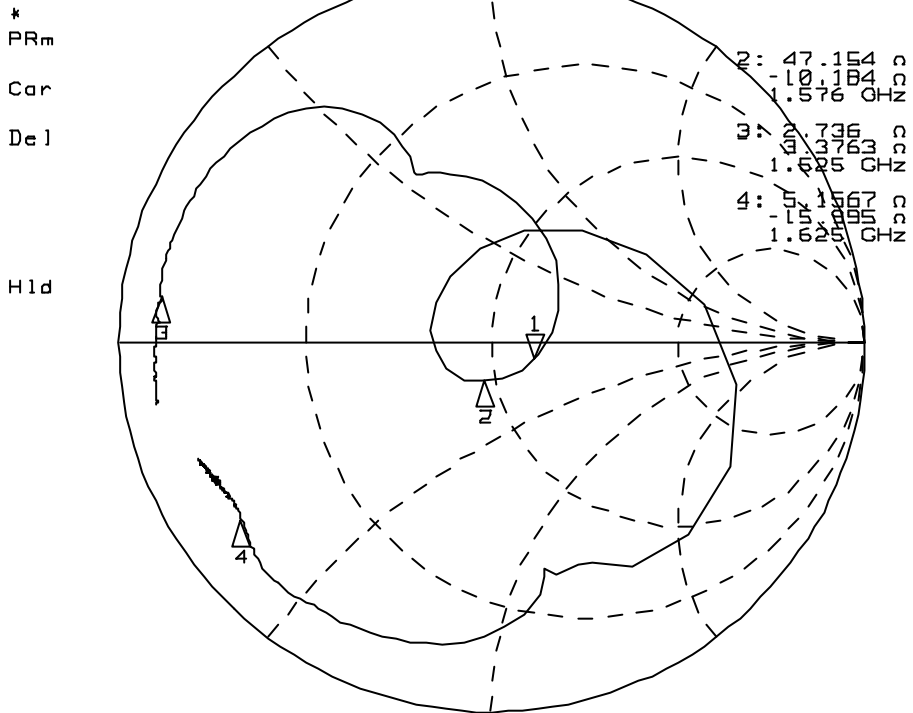


Customer Name	STANDARD	FUJITSU MEDIA DEVICES LIMITED	
System	GPS	DATE	Sept. 7, 2001
FMD P/N	FAR-F6CP-1G5754-D20T	Version 1.1	Preliminary
Customer P/N		Reference No.	



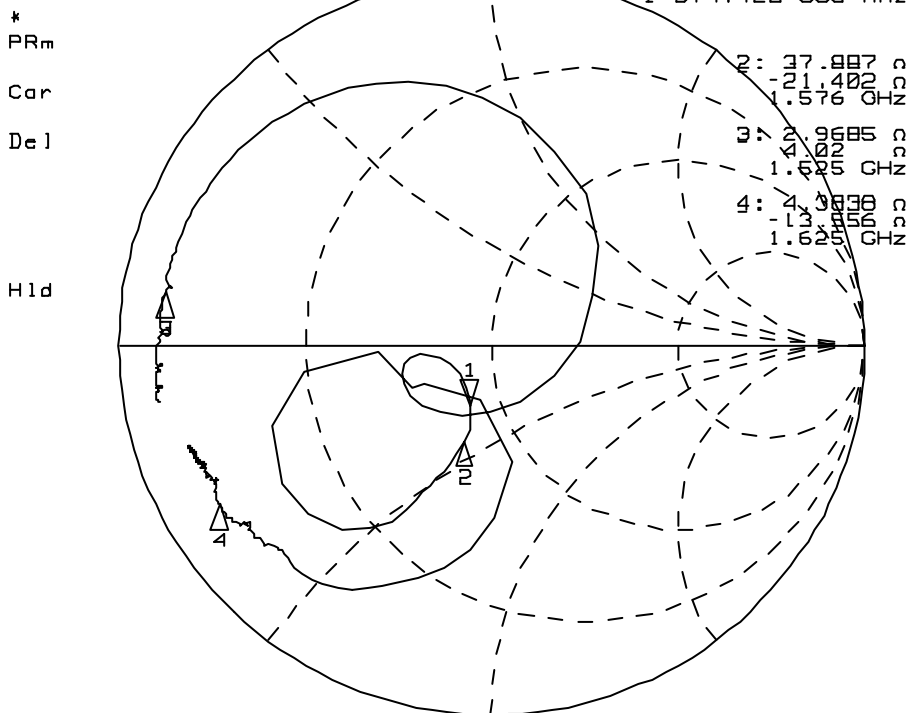
Customer Name	STANDARD	FUJITSU MEDIA DEVICES LIMITED	
System	GPS	DATE	Sept. 7, 2001
FMD P/N	FAR-F6CP-1G5754-D20T	Version 1.1	Preliminary
Customer P/N		Reference No.	

16 Mar 2001 10:00:45
 CH1 S_{L1} 1 U FS 1: 62.803 Ω -5.6152 Ω 18.002 pF
 1 574.420 000 MHz



CENTER 1 575.000 000 MHz SPAN 300.000 000 MHz

16 Mar 2001 10:00:49
 CH1 S₂₂ 1 U FS 1: 42.314 Ω -14.121 Ω 7.1587 pF
 1 574.420 000 MHz



CENTER 1 575.000 000 MHz SPAN 300.000 000 MHz