


FMTCLS SERIES

5.0 Vdc TCXO

LEAD FRAME SMD



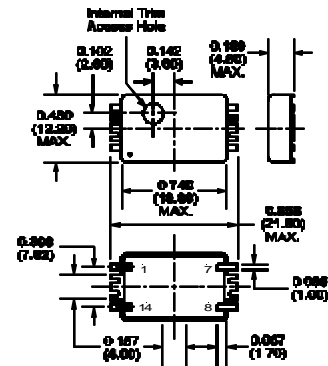
- 5.0 Vdc Supply Voltage
- HCMOS/TTL Compatible
- Clipped Sinewave
- Tight Stability Over Temp.

SPECIFICATIONS

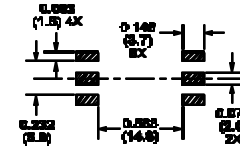
Parameter	HCMOS/TTL Waveform Spec.	Clipped Sinewave Spec.
Frequency Range	1.0 to 35.0MHz	9.6 to 35.0 MHz
Frequency Adjustment Range	±3 ppm min.	±3 ppm min.
Frequency Stability vs. Temp	See Table	See Table
Frequency Stability vs. Input V.	±0.5 ppm max.	±0.5 ppm max.
Frequency Stability vs. Load	±0.3 ppm max.	±0.3 ppm max.
Frequency Stability vs. Aging	±1 ppm per year max.	±1 ppm per year max.
Storage Temperature	-40 to +85 °C	-40 to +85 °C
Supply Voltage (Vdd)	+5.0 Vdc (±0.25 Vdc)	+5.0 Vdc (±0.25 Vdc)
Supply Current (Icc)	20 mA max.	3 mA max.
Symmetry (Duty Cycle)	40/60% Std.	40/60% Std.
Output "0" Level (VOL)	0.4 Vdc max. (TTL) 0.5 Vdc max. (HCMOS)	1.0 Vp-p min.
Output "1" Level (VOH)	2.4 Vdc min. (TTL) 4.5 Vdc min. (HCMOS)	1.0 Vp-p min.
Rise and Fall Time	10 ns max.	10 ns max.
Output Load	10 TTL / 15 pF HCMOS	20 k ohms // 5 pF
Control Voltage (Vc)	N/A	N/A
Jitter (typical)	< 10 pico seconds, one sigma	
Phase Noise (typical)	10 Hz 100 Hz 1kHz 10kHz 100kHz	-75dBc/Hz -110dBc/Hz -125dBc/Hz -130dBc/Hz -140dBc/Hz
Aging @ 25°C	±1 ppm max first year	

All specifications subject to change without notice.

LEAD FRAME SMD



Recommended Land Pattern



PIN FUNCTION TABLE

Pin	Function
1	No Connect
7	Case Ground
8	Output
14	Supply Voltage (Vdd)

FREQUENCY STABILITY vs. TEMPERATURE AVAILABILITY TABLE

Temp. Range	FMT Code	Frequency Stability (± ppm)												
		1.0	2.0	3.0	4.0	5.0	6.0	8.0	10.0	15.0				
0 to 80 °C	J	*	*	*	*	*	*	*	*	*	*	*	*	*
-10 to 60 °C	E	*	*	*	*	*	*	*	*	*	*	*	*	*
0 to 10 °C	A	*	*	*	*	*	*	*	*	*	*	*	*	*
-20 to 10 °C	B	*	*	*	*	*	*	*	*	*	*	*	*	*
-30 to 60 °C	F	*	*	*	*	*	*	*	*	*	*	*	*	*
-40 to 80 °C	C	*	*	*	*	*	*	*	*	*	*	*	*	*

* Denotes Availability

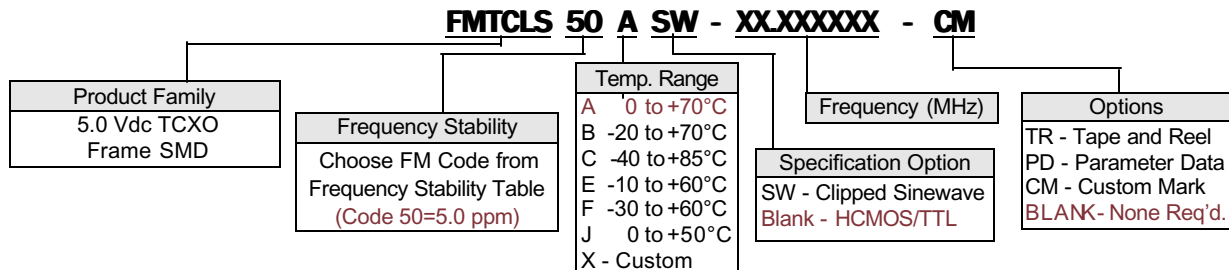
NOTE: Waveforms & Test Circuits on pages 48, 49

Standard Specifications for product indicated in color

Dimensions: $\frac{\text{Inches}}{\text{(mm)}}$

PART NUMBERING SYSTEM

MARKING: See Page 57, Format K



15302 Bolsa Chica St., Huntington Beach, CA. 92649
 Tel.: 714-892-3234 Fax: 714-890-1832
 E-mail: sales@frequencymanagement.com
 Website: www.frequencymanagement.com

1-800-800-XTAL
(9825)