

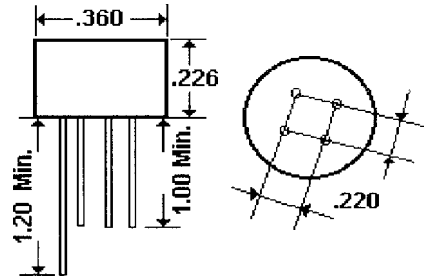
1.5 Amp SINGLE PHASE SILICON BRIDGE

W005 . . . 10 Series

Description



Mechanical Dimensions



Mechanical Data: Mounting Position - Any.
Weight - 1.1 Grams.

Features

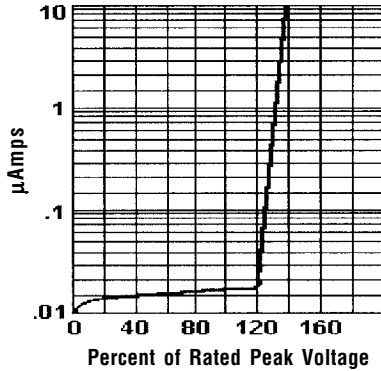
- **COMPACT SIZE**
- **200 AMP SURGE OVERLOAD RATING**
- **LOW LEAKAGE CURRENT**
- **MEETS UL SPECIFICATION 94V-0**

Electrical Characteristics @ 25°C.	<i>W005 . . . 10 Series</i>							Units
Maximum Ratings	W005	W01	W02	W04	W06	W08	W10	
Peak Repetitive Reverse Voltage... V_{RRM}	50	100	200	400	600	800	1000	Volts
RMS Reverse Voltage... $V_{R(rms)}$	35	70	140	280	420	560	700	Volts
DC Blocking Voltage... V_{DC}	50	100	200	400	600	800	1000	Volts
Average Forward Rectified Current... $I_{F(av)}$ $T_A = 25^\circ C$ 1.5							Amps
Non-Repetitive Peak Forward Surge Current... I_{FSM} 8.3 mS Single ½ Sine Wave Imposed on Rated Load 50							Amps
Forward Voltage... V_F Bridge Element @ 1.0 Amp 1.0							Volts
DC Reverse Current... I_R @ Rated DC Blocking Voltage 10							μAmps
 1.0							mAmps
Operating & Storage Temperature Range... T_J, T_{STRG} -55 to 125							°C

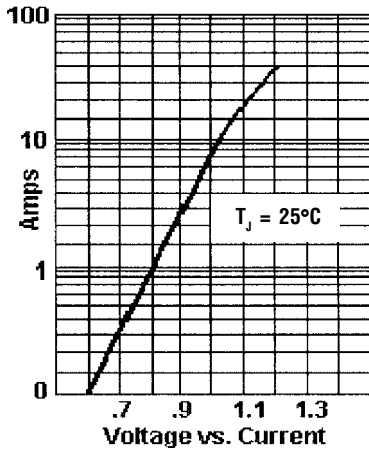
1.5 Amp SINGLE PHASE SILICON BRIDGE

W005 . . . 10 Series

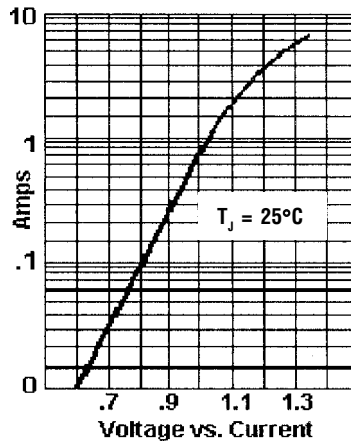
Typical Reverse Characteristics



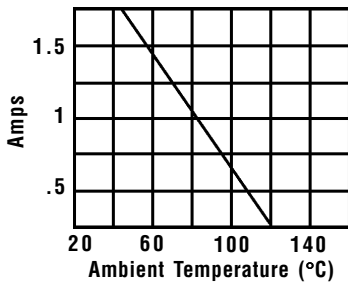
Instantaneous Typical Forward Characteristics



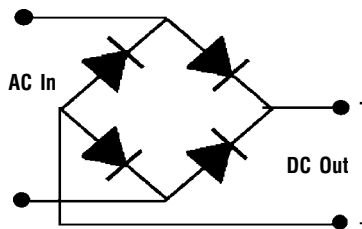
Instantaneous Typical Forward Characteristics Per Element



Forward Current Derating Curve



Electrical Description



Ratings at 25 Deg. C ambient temperature unless otherwise specified.

Single Phase Half Wave, 60 HZ Resistive or Inductive Load.

For Capacitive Load, Derate Current by 20%.