


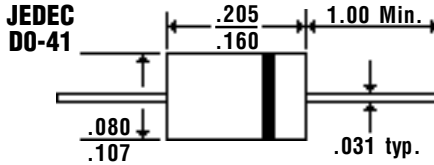
# 1.0 Amp SCHOTTKY BARRIER RECTIFIERS

**1N5817, 18 & 19 Series**

## Description



## Mechanical Dimensions

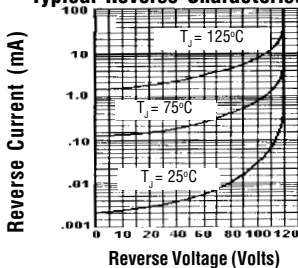


## Features

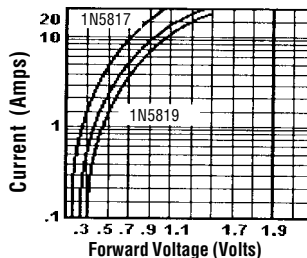
- EXTREMELY LOW  $V_F$
- LOW POWER LOSS — HIGH EFFICIENCY
- LOW STORED CHARGE; MAJORITY CARRIER CONDUCTION
- MEETS UL SPECIFICATION 94V-0

Electrical Characteristics @ 25°C.	1N5817, 18 & 19 Series			Units
Maximum Ratings	1N5817	1N5818	1N5819	
Peak Repetitive Reverse Voltage... $V_{RRM}$	20	30	40	Volts
Working Peak Reverse Voltage... $V_{RWM}$	20	30	40	Volts
DC Blocking Voltage... $V_{DC}$	20	30	40	Volts
RMS Reverse Voltage... $V_{R(rms)}$	14	21	28	Volts
Average Forward Rectified Current... $I_{F(av)}$ @ $T_A = 55^\circ\text{C}$	1.0	1.0	1.0	Amps
Non-Repetitive Peak Forward Surge Current... $I_{FSM}$ @ Rated Load Conditions, 1/2 Wave, 60 HZ, $T_J = 75^\circ\text{C}$	25	25	25	Amps
Forward Voltage... $V_F$ @ $I_F = 3.0$ Amps	.450	.550	.600	Volts
DC Reverse Current... $I_R$ @ Rated DC Blocking Voltage	$T_J = 25^\circ\text{C}$ 1.0	1.0	1.0	mAmps
	$T_J = 100^\circ\text{C}$ 10	10	10	mAmps
Typical Junction Capacitance... $C_j$	110	< .70 >	>	pF
Operating & Storage Temperature Range... $T_J, T_{STRG}$	-65 to 125			°C

**Typical Reverse Characteristics**



**Instantaneous Forward Characteristics**



**Typical Junction Capacitance**

