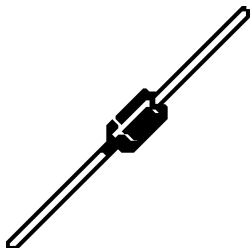


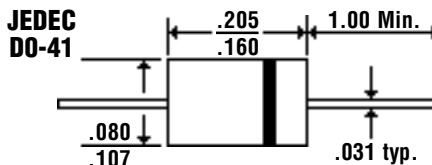
# 1.0 Amp FAST RECOVERY PLASTIC RECTIFIERS

**1N4933 ... 37 Series**

## Description



## Mechanical Dimensions



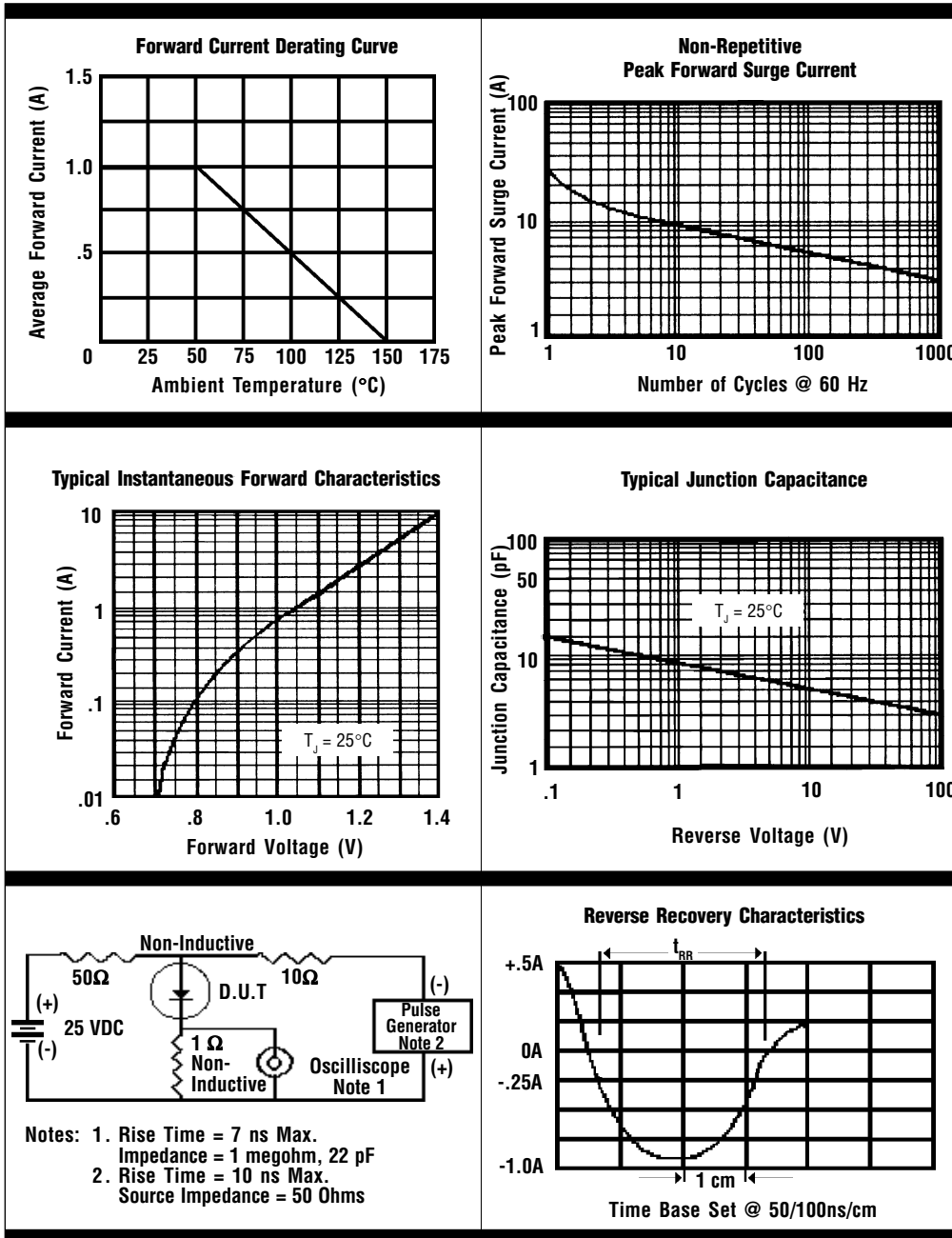
## Features

- FAST SWITCHING FOR HIGH EFFICIENCY
- HIGH SURGE CAPABILITY
- 1.0 AMP OPERATION @  $T_A = 55^\circ\text{C}$ , WITH NO THERMAL RUNAWAY
- MEETS UL SPECIFICATION 94V-0

<b>1N4933 ... 37 Series</b>						<b>Units</b>
<b>Maximum Ratings</b>	<b>1N4933</b>	<b>1N4934</b>	<b>1N4935</b>	<b>IN4936</b>	<b>IN4937</b>	
Peak Repetitive Reverse Voltage... $V_{RRM}$	50	100	200	400	600	Volts
RMS Reverse Voltage... $V_{R(rms)}$	35	70	140	280	420	Volts
DC Blocking Voltage... $V_{DC}$	50	100	200	400	600	Volts
Average Forward Rectified Current... $I_{F(av)}$ $T_A = 55^\circ\text{C}$	..... 1.0 .....					Amps
Non-Repetitive Peak Forward Surge Current... $I_{FSM}$ @ Rated Current & Temp	..... 30 .....					Amps
Operating & Storage Temperature Range... $T_J, T_{STRG}$	..... -65 to 150 .....					°C
<b>Electrical Characteristics</b>						
Maximum Forward Voltage @ 1.0A... $V_F$	..... 1.2 .....					Volts
Maximum DC Reverse Current... $I_R$ @ Rated DC Blocking Voltage	@ $25^\circ\text{C}$		@ $100^\circ\text{C}$			
	..... 5.0 .....					μAmps
	..... 100 .....					μAmps
Typical Junction Capacitance... $C_j$ (Note 1)	..... 12 .....					pF
Maximum Reverse Recovery Time... $t_{RR}$	..... 200 .....					ns

# 1.0 Amp FAST RECOVERY PLASTIC RECTIFIERS

**1N4933 . . . 37 Series**



**NOTES:** 1. Measured @ 1 MHz and applied reverse voltage of 4.0V.  
2. Thermal Resistance Junction to Ambient, Jedec Method.