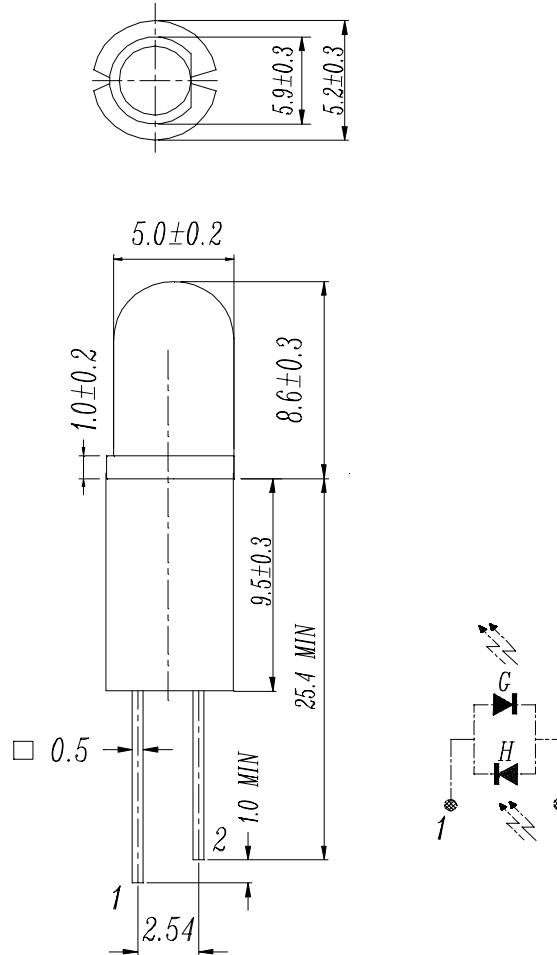




■ Package Dimensions:



■ Notes:

- 1.All dimensions are in millimeters, tolerance is 0.25mm except being specified
- 2.Lead spacing is measured where the lead emerges from the package

LED PART NO	Chip		Lens Color
	Material	Emitted Color	
336HGW	GaP	Bright Red	White Diffused
	GaP	Green	

OFFICE : NO. 25,Lane 76,Sec.3, Chung Yang Rd., Tucheng 236, Taipei, Taiwan, R.O.C.
 TEL : 886-2-2267-2000,2267-9936
 FAX : 886-2-2267-6244,22676189,22676306 B89051159,8905080
<http://www.everlight.com>



Device Number : DAE-216-448 REV: 1.0

PART NO : A2163B/336HGW ECN : Page: 2 / 6

■ Descriptions:

- 1.ARRAY=Plastic Holder+Combination of Lamps
- 2.The array will easily mount the applicable lamps on any panel

■ Features:

- 1.Low power consumption
- 2.High efficiency and low cost
- 3.Good control and free combinations on the colors of LED lamps
- 5.Good lock and easy to assembly
- 6.Stackable and easy to assembly
- 7.Stackable vertically and easy to assembly
- 8.Versatile mounting on PCB or panel
- 9.Stackable horizontally and easy to assembly

■ Applications:

- 1.Used as indicators of indicating the degrees, Functions, Positions etc, in electronic instruments.

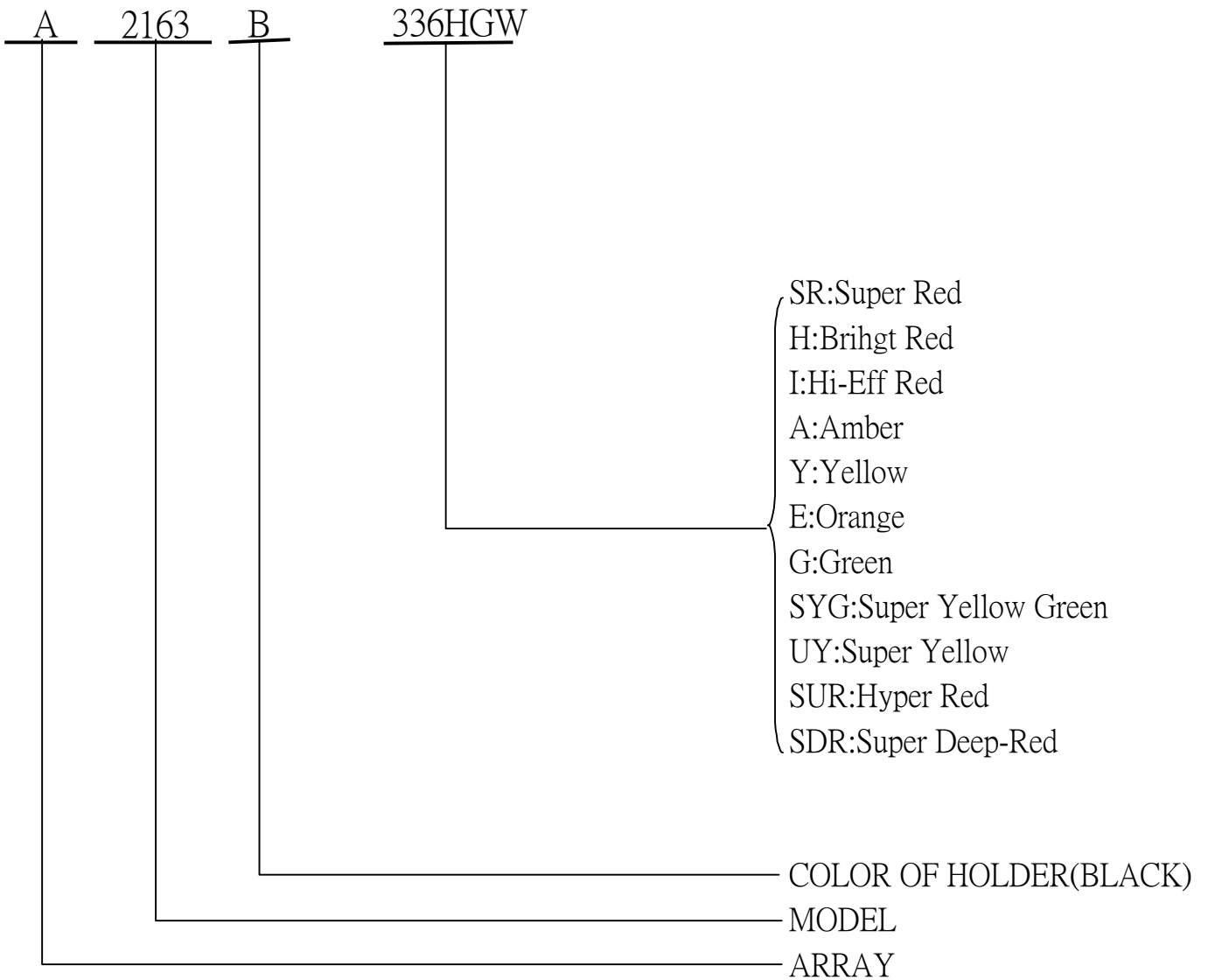


EVERLIGHT ELECTRONICS CO.,LTD.

Device Number : DAE-216-448 REV: 1.0

PART NO : A2163B/336HGW ECN : _____ Page: 3 / 6

■ LED LAMP ARRAYS SELECTION GUIDE:





EVERLIGHT ELECTRONICS CO.,LTD.

Device Number : DAE-216-448 REV: 1.0

PART NO : A2163B/336HW ECN : _____ Page: 4 / 6

■ Absolute Maximum Ratings at Ta = 25°C

Parameter	Symbol	Rating	Unit
Forward Current	If	H 15	mA
		G 30	
Operating Temperature	Topr	-40 to +85	°C
Storage Temperature	Tstg	-40 to +100	°C
Soldering Temperature	Tsol	260 ± 5	°C
Power Dissipation	Pd	H 45	mW
		G 100	
Peak Forward Current (Duty 1/10 @ 1KHZ)	If(Peak)	H 50	mA
		G 160	
Reverse Voltage	Vr	5	V

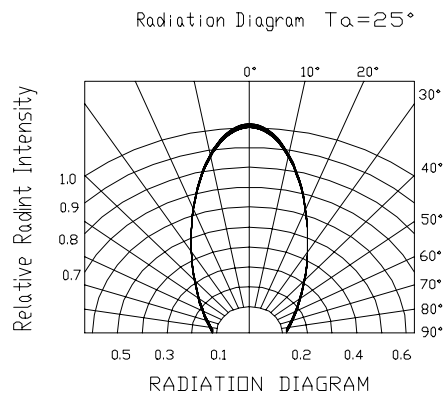
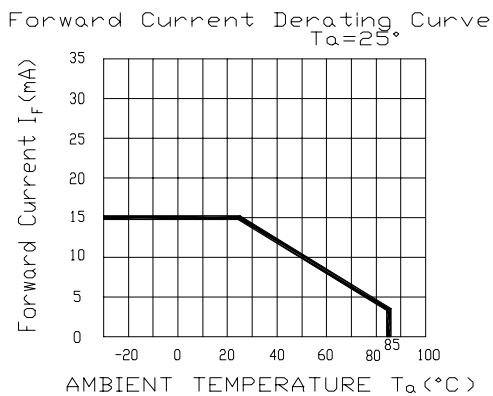
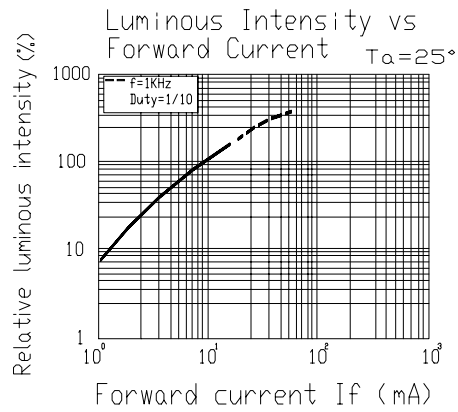
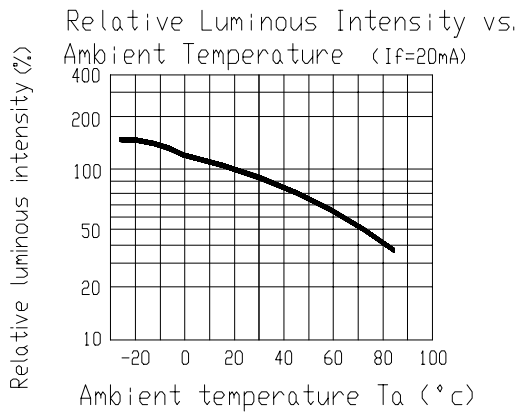
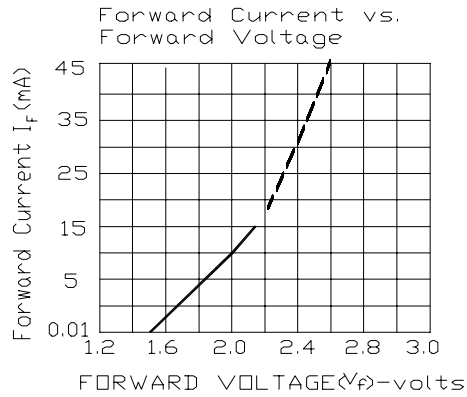
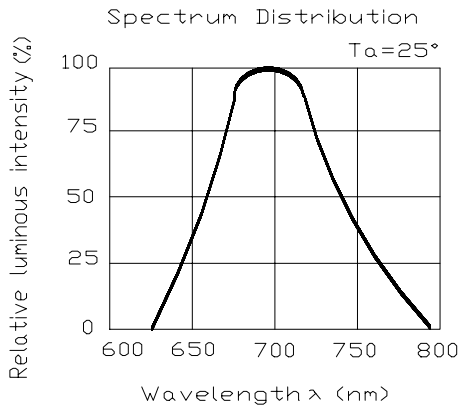
■ Electronic Optical Characteristics :

Parameter	Symbol	Min.	Typ.	Max.	Unit	Condition
Luminous Intensity	Iv	H 0.4	1.1	/	mcd	If= 10 mA
		G 1.6	4.5	/		
Viewing Angle	2θ 1/2	/	55	/	deg	If= 10 mA
Peak Wavelength	λ p	H /	697	/	nm	If= 10 mA
		G /	565	/		If= 20 mA
Dominant Wavelength	λ d	H /	650	/	nm	If= 10 mA
		G /	570	/		If= 20 mA
Spectrum Radiation Bandwidth	Δ λ	H /	90	/	nm	If= 10 mA
		G /	30	/		If= 20 mA
Forward Voltage	Vf	H 1.5	2.0	2.4	V	If= 10 mA
		G 1.7	2.1	2.4		If= 20 mA
Reverse Current	Ir	/	/	10	μ A	Vr= 5 V



■ Typical Electro-Optical Characteristic Curves:

H





EVERLIGHT ELECTRONICS CO.,LTD.

Device Number : DAE-216-448 REV: 1.0

PART NO : A2163B/336HGW ECN : _____ Page: 6 / 6

■ Typical Electro-Optical Characteristic Curves:

G

