



ELECTRONICS INDUSTRY (USA) CO., LTD.

103 MOO 4, LATKRABANG EXPORT PROCESSING ZONE, LATKRABANG, BANGKOK 10520, THAILAND
TEL.: (66 2) 326-0102, 739-4580 FAX.: (66 2) 326-0933 E-mail: eicfirst @ iname.com http.: // www.eicsemi.com



Certificate Number: Q10561



Certificate Number: E17276

SKN0S - SKN2S

PRV : 20 - 40 Volts

I_o : 3.0 Ampere

FEATURES :

- * High current capability
- * High surge current capability
- * High reliability
- * High efficiency
- * Low power loss
- * Low cost
- * Low forward voltage drop

MECHANICAL DATA :

- * Case : SMB (DO-214AA) Molded plastic
- * Epoxy : UL94V-O rate flame retardant
- * Lead : Lead Formed for Surface Mount
- * Polarity : Color band denotes cathode end
- * Mounting position : Any
- * Weight : 0.093 gram

MAXIMUM RATINGS AND ELECTRICAL CHARACTERISTICS

Rating at 25 °C ambient temperature unless otherwise specified.

Single phase, half wave, 60 Hz, resistive or inductive load.

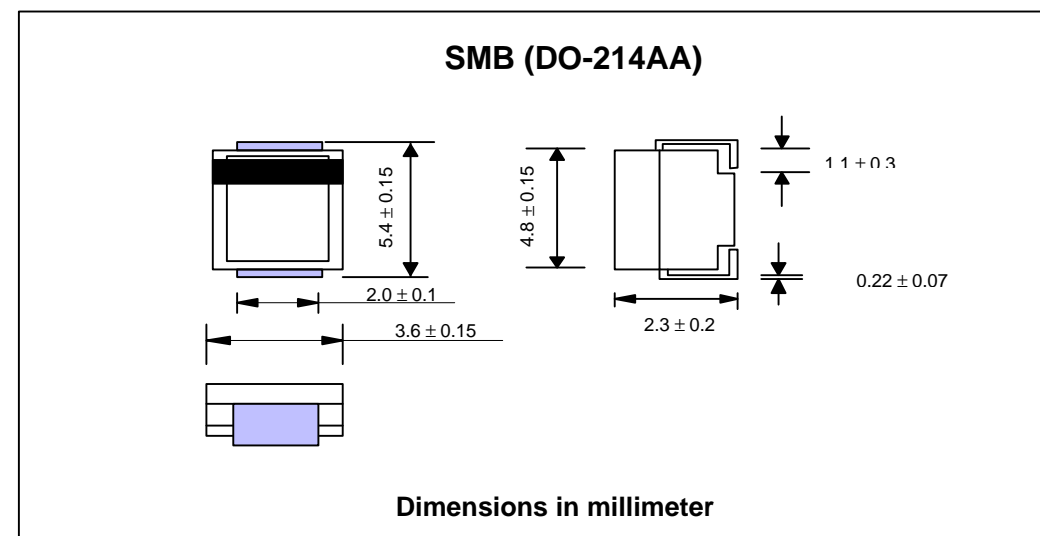
For capacitive load, derate current by 20%.

RATING	SYMBOL	SKN0S	SKN1S	SKN2S	UNIT
Maximum Recurrent Peak Reverse Voltage	V _{RRM}	20	30	40	Volts
Maximum RMS Voltage	V _{RMS}	14	21	28	Volts
Maximum DC Blocking Voltage	V _{DC}	20	30	40	Volts
Maximum Average Forward Current T _L = 95 °C	I _{F(AV)}	3.0			Amps.
Peak Forward Surge Current, 8.3ms single half sine wave superimposed on rated load (JEDEC Method) T _L = 75 °C	I _{FSM}	80			Amps.
Maximum Forward Voltage at I _F = 3.0 Amp. (Note 1)	V _F	0.475	0.500	0.525	Volt.
Maximum Reverse Current at T _a = 25 °C	I _R	2.0			mA
Rated DC Blocking Voltage (Note 1) T _a = 100 °C	I _{R(H)}	20			mA
Typical Thermal Resistance	R _{θJL}	20			°C/W
Junction Temperature Range	T _J	- 65 to + 125			°C
Storage Temperature Range	T _{STG}	- 65 to + 125			°C

Notes :

(1) Pulse Test : Pulse Width = 300 μs, Duty Cycle = 2%.

SURFACE MOUNT SCHOTTKY BARRIER RECTIFIERS



UPDATE : MAY 10, 1999



ELECTRONICS INDUSTRY (USA) CO., LTD.

103 MOO 4, LATKRABANG EXPORT PROCESSING ZONE, LATKRABANG, BANGKOK 10520, THAILAND
TEL. : (66 2) 326-0102, 739-4580 FAX. : (66 2) 326-0933 E-mail : eicfirst @ iname.com http. : // www.eicsemi.com



RATING AND CHARACTERISTIC CURVES (SKN0S - SKN2S)

FIG.1 - FORWARD CURRENT DERATING CURVE

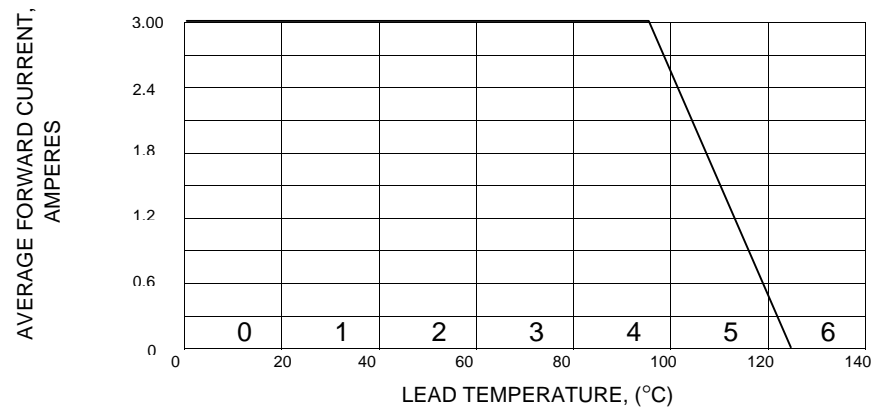


FIG.2 - MAXIMUM NON-REPETITIVE PEAK FORWARD SURGE CURRENT

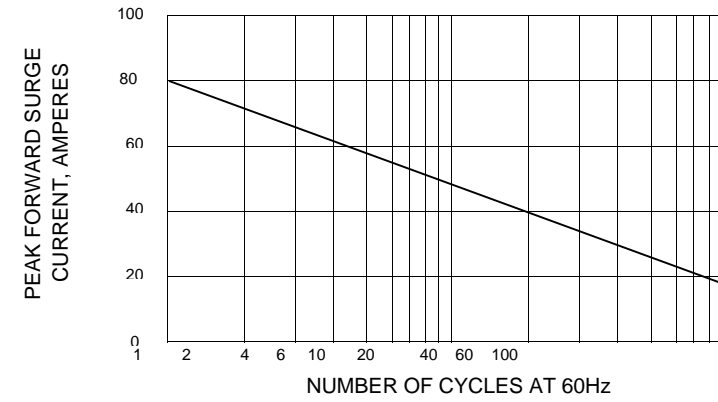


FIG.3 - TYPICAL FORWARD CHARACTERISTICS

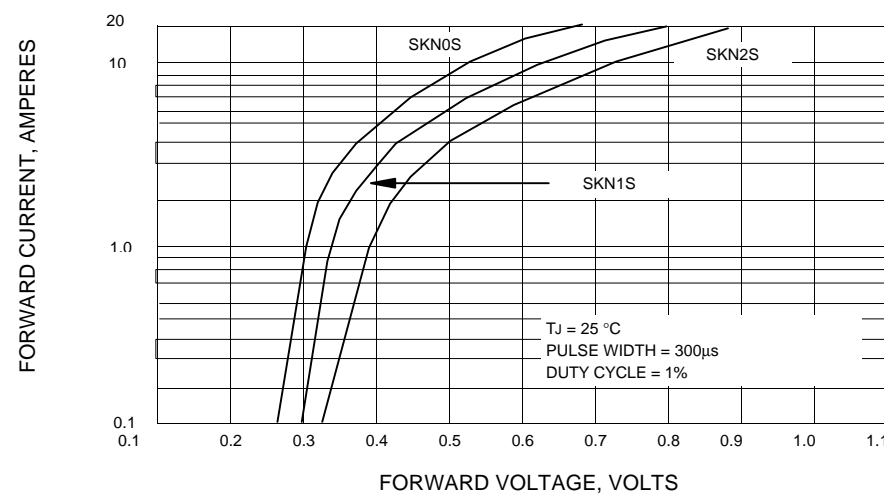


FIG.4 - TYPICAL REVERSE CHARACTERISTICS

