



ELECTRONICS INDUSTRY (USA) CO., LTD.

103 MOO 4, LATKRABANG EXPORT PROCESSING ZONE, LATKRABANG, BANGKOK 10520, THAILAND
 TEL. : (66 2) 326-0102, 739-4580 FAX. : (66 2) 326-0933 E-mail : eicfirst @ iname.com http. :// www.eicsemi.com



Certificate Number: Q10561



Certificate Number: E17276

SK22 - SK2B

PRV : 20 - 100 Volts
I_o : 2.0 Amperes

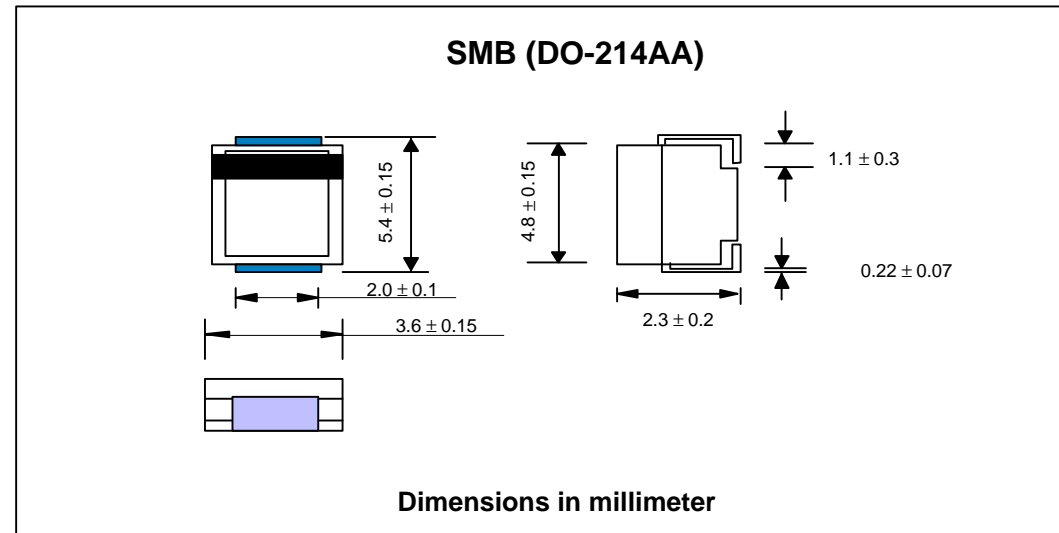
FEATURES :

- * High current capability
- * High surge current capability
- * High reliability
- * High efficiency
- * Low power loss
- * Low cost
- * Low forward voltage drop

MECHANICAL DATA :

- * Case : SMB Molded plastic
- * Epoxy : UL94V-O rate flame retardant
- * Lead : Lead Formed for Surface Mount
- * Polarity : Color band denotes cathode end
- * Mounting position : Any
- * Weight : 0.093 gram

SURFACE MOUNT SCHOTTKY BARRIER RECTIFIERS



MAXIMUM RATINGS AND ELECTRICAL CHARACTERISTICS

Rating at 25 °C ambient temperature unless otherwise specified.

Single phase, half wave, 60 Hz, resistive or inductive load.

For capacitive load, derate current by 20%.

RATING	SYMBOL	SK 22	SK 23	SK 24	SK 25	SK 26	SK 27	SK 28	SK 29	SK 2B	UNIT
Maximum Recurrent Peak Reverse Voltage	V _{RRM}	20	30	40	50	60	70	80	90	100	Volts
Maximum RMS Voltage	V _{RMS}	14	21	28	35	42	49	56	63	70	Volts
Maximum DC Blocking Voltage	V _{DC}	20	30	40	50	60	70	80	90	100	Volts
Maximum Average Forward Current See Fig.1	I _{F(AV)}	2.0									Amps.
Peak Forward Surge Current, 8.3ms single half sine wave superimposed on rated load (JEDEC Method)	I _{FSM}	60									Amps.
Maximum Forward Voltage at I _F = 2.0 Amps. (Note 1)	V _F	0.5			0.74			0.79			Volt.
Maximum Reverse Current at Rated DC Blocking Voltage (Note 1)	I _R	0.5									mA
Junction Temperature Range	T _J	- 65 to + 125				- 65 to + 150					°C
Storage Temperature Range	T _{STG}	- 65 to + 150									°C

Notes :

(1) Pulse Test : Pulse Width = 300 μs, Duty Cycle = 2%.

UPDATE : SEPTEMBER 12, 1998



RATING AND CHARACTERISTIC CURVES (SK22 - SK2B)

FIG.1 - FORWARD CURRENT DERATING CURVE

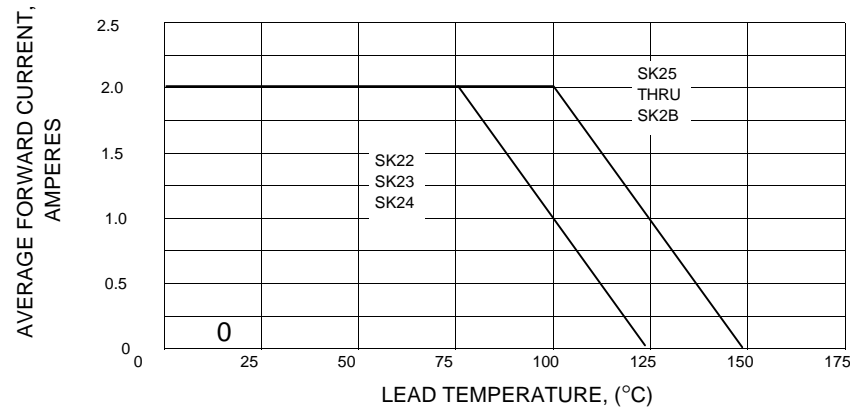


FIG.2 - MAXIMUM NON-REPETITIVE PEAK FORWARD SURGE CURRENT

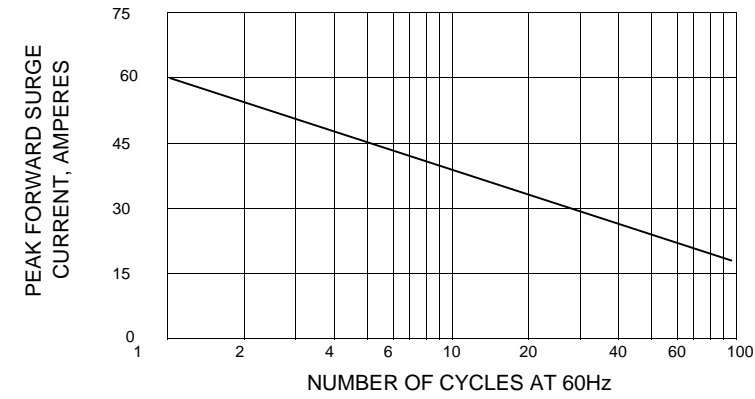


FIG.3 - TYPICAL FORWARD CHARACTERISTICS

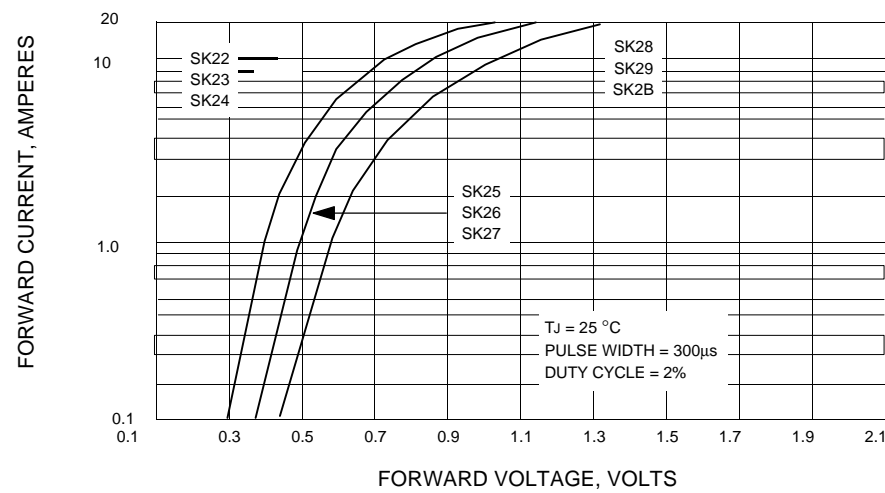


FIG.4 - TYPICAL REVERSE CHARACTERISTICS

