



# AR2500 - AR2512

# AUTOMOTIVE RECTIFIER DIODES

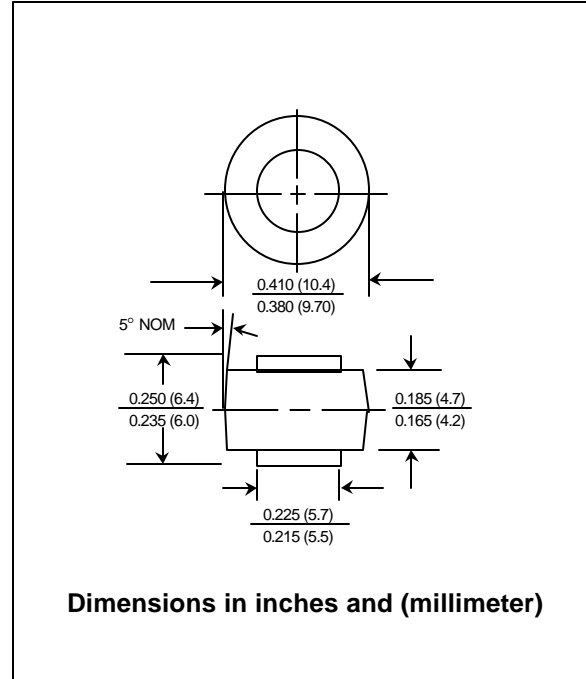
**PRV : 50 - 1200 Volts**  
**Io : 25 Amperes**

**FEATURES :**

- \* High current capability
- \* High surge current capability
- \* High reliability
- \* Low reverse current
- \* Low forward voltage drop

**MECHANICAL DATA :**

- \* Case : Molded plastic
- \* Epoxy : UL94V-O rate flame retardant
- \* Terminals : Terminal are readily solderable
- \* Polarity : Cathode polarity band
- \* Mounting position : Any
- \* Weight : 1.84 grams



**Dimensions in inches and (millimeter)**

**MAXIMUM RATINGS AND ELECTRICAL CHARACTERISTICS**

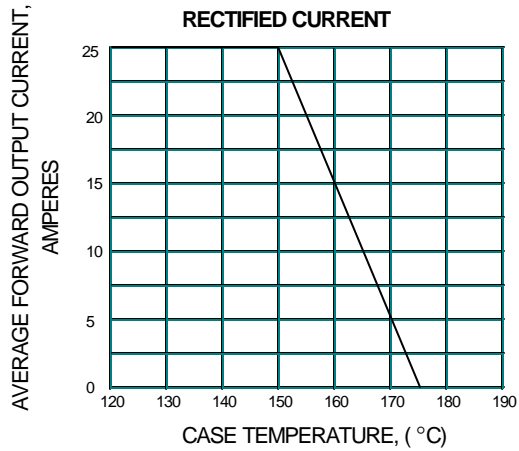
Rating at 25 °C ambient temperature unless otherwise specified.  
 Single phase, half wave, 60 Hz, resistive or inductive load.  
 For capacitive load, derate current by 20%.

RATING	SYMBOL	AR 2500	AR 2501	AR 2502	AR 2504	AR 2506	AR 2508	AR 2510	AR 2512	UNIT
Maximum Repetitive Peak Reverse Voltage	$V_{RRM}$	50	100	200	400	600	800	1000	1200	Volts
Maximum RMS Voltage	$V_{RMS}$	35	70	140	280	420	560	700	840	Volts
Maximum DC Blocking Voltage	$V_{DC}$	50	100	200	400	600	800	1000	1200	Volts
Average Rectified Forward Current $T_c = 150^{\circ}C$	$I_{F(AV)}$	25								Amps.
Peak Forward Surge Current Single half sine wave superimposed on rated load (JEDEC Method)	$I_{FSM}$	400								Amps.
Maximum Forward Voltage at $I_f = 25$ Amps.	$V_f$	1.0								Volts
Maximum DC Reverse Current $T_a = 25^{\circ}C$ at rated DC Blocking Voltage $T_a = 100^{\circ}C$	$I_R$	5.0								$\mu A$
	$I_{R(H)}$	1.0								mA
Thermal Resistance (Note 1)	$R_{\theta JC}$	0.8								$^{\circ}C/W$
Junction Temperature Range	$T_J$	- 65 to + 175								$^{\circ}C$
Storage Temperature Range	$T_{STG}$	- 65 to + 175								$^{\circ}C$
Marking Code										

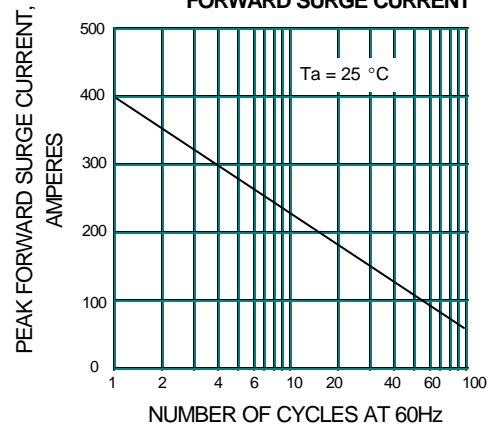
**Note :** (1) Thermal resistance from junction to case. Single side cooled.

## RATING AND CHARACTERISTIC CURVES ( AR2500 - AR2512 )

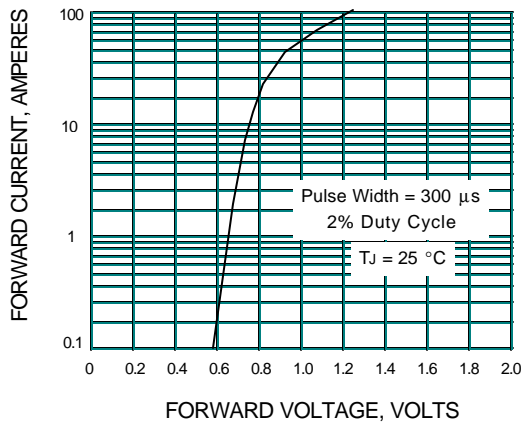
**FIG.1 - DERATING CURVE FOR OUTPUT RECTIFIED CURRENT**



**FIG.2 - MAXIMUM NON-REPETITIVE PEAK FORWARD SURGE CURRENT**



**FIG.3 - TYPICAL FORWARD CHARACTERISTICS**



**FIG.4 - TYPICAL REVERSE CHARACTERISTICS**

