



Series T

10-25Amp • 120/240Vac • AC Output

- Zero Voltage Switching
- Panel Mount
- 600V Transient Capability
- Internal Snubber
- DC or AC Control
- Triac Output

Featuring state-of-the-art Surface Mount Technology, these SPST-NO relays deliver proven reliability in the most demanding applications.

Manufactured in Crydom® ISO 9001 Certified facility for optimum product performance and reliability.

MODEL NUMBERS	AC CONTROL	TA1210	TA1225	TA2410	TA2425
	DC CONTROL	TD1210	TD1225	TD2410	TD2425
OUTPUT SPECIFICATIONS ①					
Operating Voltage (47-63 Hz) [Vrms]		24-140	24-140	24-280	24-280
Max. Load Current ③ [Arms]		10	25	10	25
Min. Load Current, [mArms]		40	40	40	40
Transient Overvoltage [Vpk]		400	400	600	600
Max. Surge Current, (16.6ms) [Apk]		120	250	120	250
Max. On-State Voltage Drop @ Rated Current [Vpk]		1.6	1.6	1.6	1.6
Thermal Resistance Junction to Case (R _{θJC}) [°C/W]		1.48	1.02	1.48	1.02
Maximum I ² t for Fusing, (8.3 msec.) [A ² sec]		60	260	60	260
Max. Off-State Leakage Current @ Rated Voltage [mArms]		8	8	10	10
Min. Off-State dv/dt @ Max. Rated Voltage [V/μsec] ②		200	200	200	200
Max. Turn-On Time		1/2 Cycle (DC Control), 10.0 msec (AC Control)			
Max. Turn-Off Time		1/2 Cycle (DC Control), 40.0 msec (AC Control)			
Power Factor (Min.) with Max. Load		0.5	0.5	0.5	0.5

INPUT SPECIFICATIONS ①	DC CONTROL	AC CONTROL
Control Voltage Range	3-32 Vdc	90-280 Vrms (60Hz)
Max. Reverse Voltage	-32 Vdc	—
Max. Turn-On Voltage	3.0 Vdc	90 Vrms
Min. Turn-Off Voltage	1.0 Vdc	10 Vrms
Nominal Input Impedance	1500 Ohms	60K Ohms
Typical Input Current	3.4mA @ 5 Vdc, 20mA @ 28Vdc	2mA @ 120 Vrms, 4mA @ 240 Vrms

GENERAL NOTES

© 2002 CRYDOM CORP, Specifications subject to change without notice.

① All parameters at 25° C unless otherwise specified.

② Off-State dv/dt test method per EIA/NARM standard RS-443, paragraph 13.11.1

③ Heat sinking required, for derating curves see page 3.



CRYDOM

Control over power

Series T

10-25Amp • 120/240Vac • AC Output

GENERAL SPECIFICATIONS

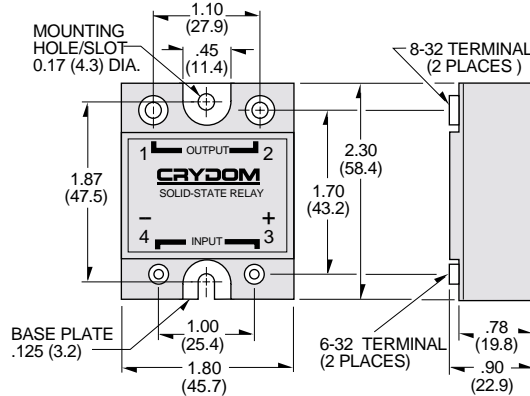
Dielectric Strength	50/60Hz Input/Output/Base	4000 Vrms
Insulation Resistance (Min.) @ 500 Vdc		10 ⁹ Ohm
Max. Capacitance Input/Output		8 pF
Ambient Operating Temperature Range		-40 to 80°C
Ambient Storage Temperature Range		-40 to 125°C

MECHANICAL SPECIFICATIONS

Weight: (typical)	3.0 oz. (86.5g)
Encapsulation:	Thermally Conductive Epoxy
Terminals:	Screws and Saddle Clamps Furnished, Unmounted

MECHANICAL DIMENSIONS

All dimensions are in inches (millimeters)

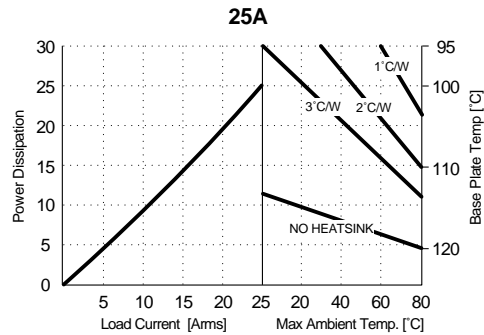
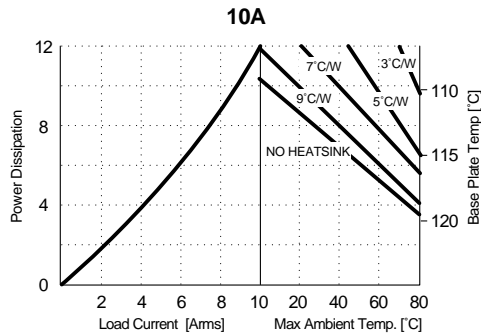


Screw Torque Requirements:

6-32 Screws - 10 in. lbs.,
8-32 Screws - 20 in. lbs.
(Screws dry without grease.)

Crydom Heat Sinks offer excellent thermal management and are perfectly matched to the load current ratings of Crydom panel mount relays. Request Crydom® Heat Sink specification sheet for all the details.

CURRENT DERATING CURVES



APPROVALS

UL E116949
CSA LR81689
VDE 10143 UG



© 2002 CRYDOM CORP, Specifications subject to change without notice.

For recommended applications and more information contact:
USA: Sales Support (877) 502-5500 **Tech Support** (877) 702-7700 FAX (619) 710-8540
Crydom Corp, 2320 Paseo de las Americas, Ste. 201, San Diego, CA 92154
Email: sales@crydom.com **WEB SITE:** http://www.crydom.com
UK: +44 (0)1202 365070 **FAX:** +44 (0)1202 365090 Crydom International Ltd., 7 Cobham Road, Ferndown Industrial Estate, Ferndown, Dorset BH21 7PE, **Email:** intsales@crydom.com.
GERMANY: +49 (0)180 3000 506

