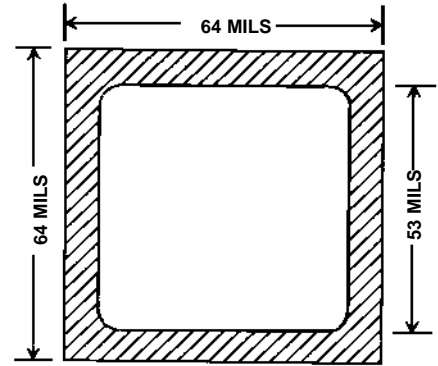


- 1N5822 AVAILABLE IN JANHC AND JANKC PER MIL-PRF-19500/620
- 3 AMP SCHOTTKY BARRIER RECTIFIER CHIPS
- SILICON DIOXIDE PASSIVATED
- COMPATIBLE WITH ALL WIRE BONDING AND DIE ATTACH TECHNIQUES, WITH THE EXCEPTION OF SOLDER REFLOW

CD5820  
thru  
CD5822  
and  
CD3A20  
thru  
CD3A40

**MAXIMUM RATINGS**

Operating Temperature: -65°C to +125°C  
 Storage Temperature: -65°C to +150°C  
 Average Rectified Forward Current: 3.0 AMP @ +55°C  
 Derating: 43 mA / °C above +55°C



BACKSIDE IS CATHODE  
FIGURE 1

CDI TYPE NUMBER	WORKING PEAK REVERSE VOLTAGE	MAXIMUM FORWARD VOLTAGE		MAXIMUM REVERSE LEAKAGE CURRENT AT RATED VOLTAGE	
		V <sub>F</sub> @1.0A	V <sub>F</sub> @3.0A	I <sub>R</sub> @25°C	I <sub>R</sub> @100°C
	VOLTS	VOLTS	VOLTS	mA	mA
CD5820	20	0.45	0.55	0.10	12.5
CD5821	30	0.45	0.55	0.10	12.5
CD5822	40	0.45	0.55	0.10	12.5
JHC, JKC 5822	40	0.40	0.50	0.10	12.5
CD3A20	20	0.45	0.55	0.10	12.5
CD3A30	30	0.45	0.55	0.10	12.5
CD3A40	40	0.45	0.55	0.10	12.5

**DESIGN DATA**

**METALLIZATION:**  
 Top: (Anode).....Al  
 Back:(Cathode) .....Au

**AL THICKNESS**.....25,000 Å Min

**GOLD THICKNESS**.....4,000 Å Min

**CHIP THICKNESS**.....10 Mils

**TOLERANCES: ALL**  
 Dimensions ± 2 mils



**COMPENSATED DEVICES INCORPORATED**

22 COREY STREET, MELROSE, MASSACHUSETTS 02176  
 PHONE (781) 665-1071 FAX (781) 665-7379  
 WEBSITE: <http://www.cdi-diodes.com> E-mail: [mail@cdi-diodes.com](mailto:mail@cdi-diodes.com)

# CD5820 thru CD5822 and CD3A20 thru CD3A40

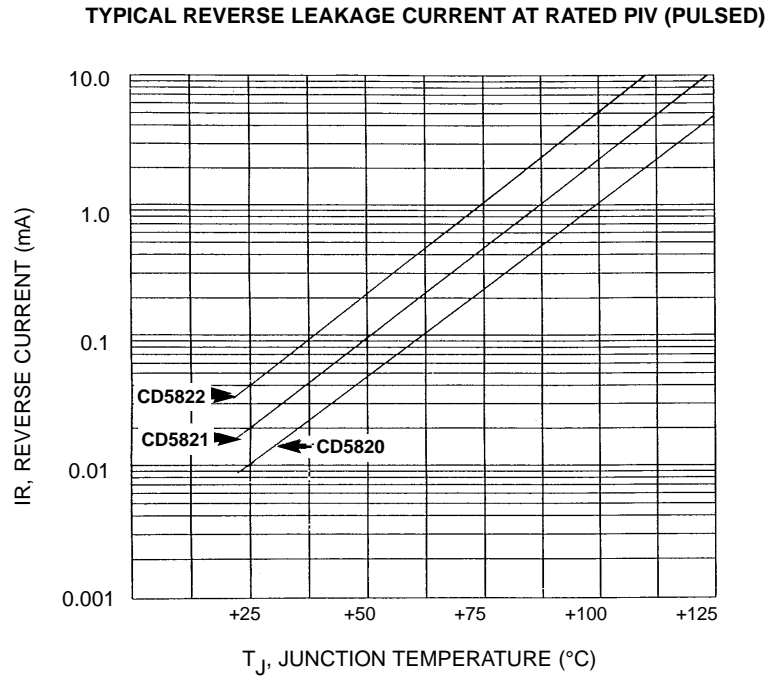


FIGURE 1

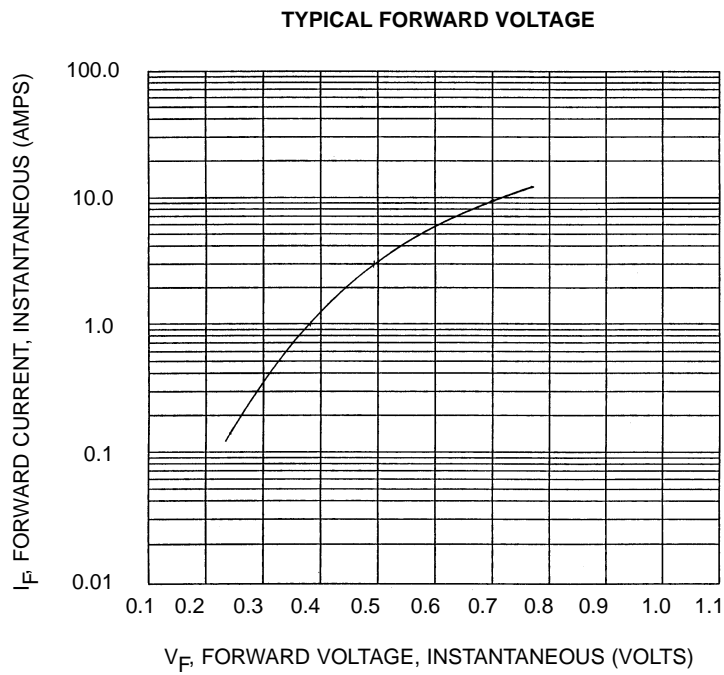


FIGURE 2