

Features

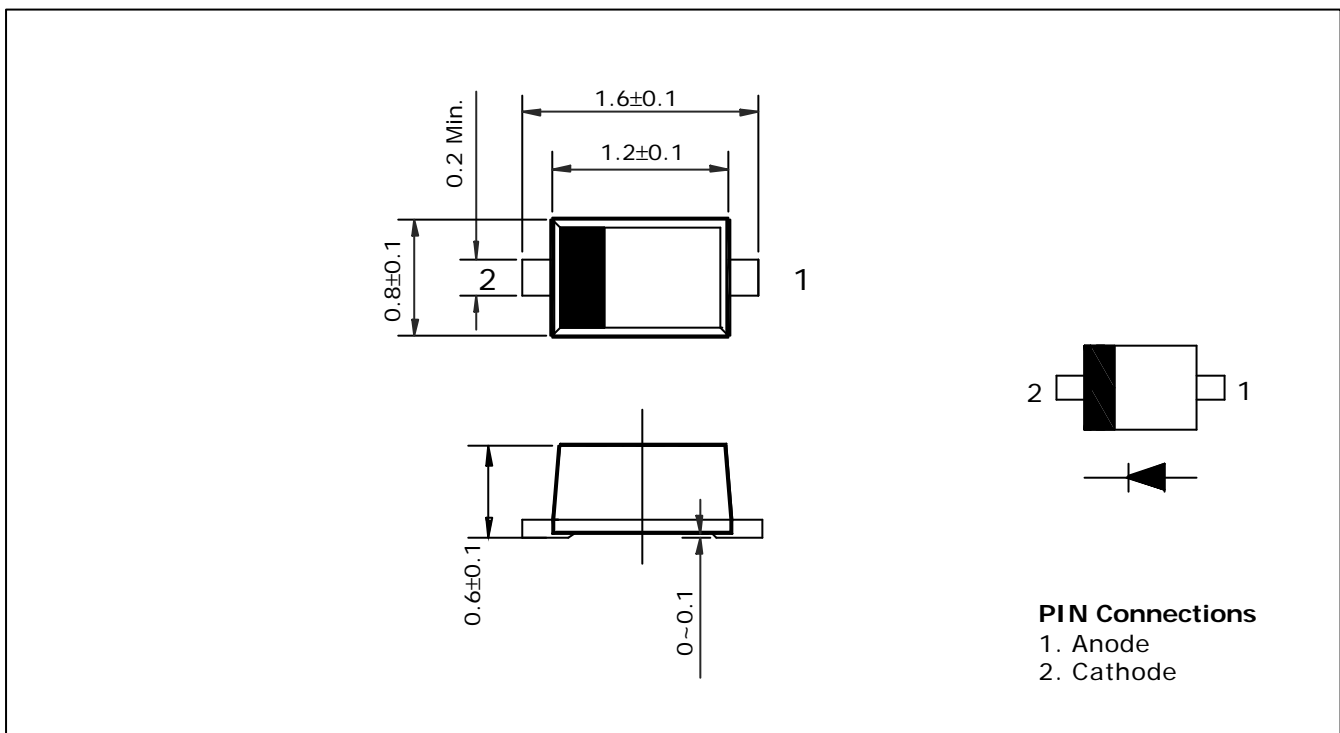
- VHF tuner band switch applications.
- Low Series Resistance : $r_s = 0.9$ (Max.)
- Low Total Capacitance : $C_T = 1.2\text{pF}$ (Max.)

Ordering Information

Type No.	Marking	Package Code
SDP410Q	B2	SOD-523

Outline Dimensions

unit : mm



Absolute maximum ratings

Ta=25°C

Characteristic	Symbol	Ratings	Unit
Continuous reverse voltage	V_R	30	V
Forward current	I_F	100	mA
Junction temperature	T_J	150	°C
Storage temperature	T_{stg}	-55 ~ 150	°C

Electrical Characteristics

Ta=25°C

Characteristic	Symbol	Test Condition	Min.	Typ.	Max.	Unit
Forward voltage	V_F	$I_F=2\text{mA}$	-	-	0.85	V
Reverse current	I_R	$V_R=15\text{V}$	-	-	0.1	μA
Reverse voltage	V_R	$I_R=1\mu\text{A}$	30	-	-	V
Total capacitance	C_T	$V_R=6\text{V}$, $f=1\text{MHz}$	-	0.7	1.2	pF
Series resistance	r_S	$I_F=2\text{mA}$, $f=100\text{MHz}$	-	0.5	0.9	Ω

Electrical Characteristic Curves

Fig. 1 r_s - I_F

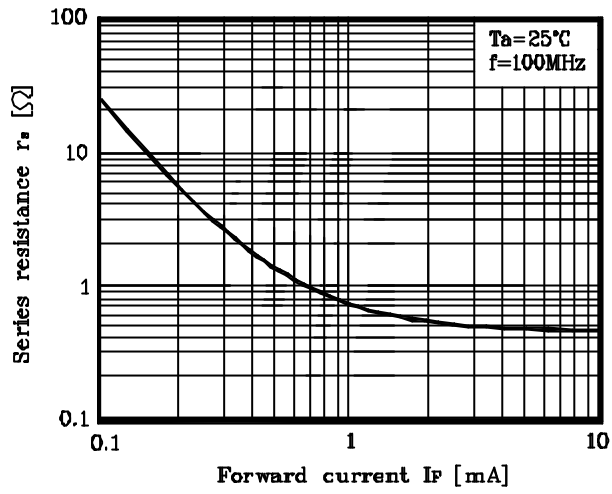


Fig. 2 C_T - V_R

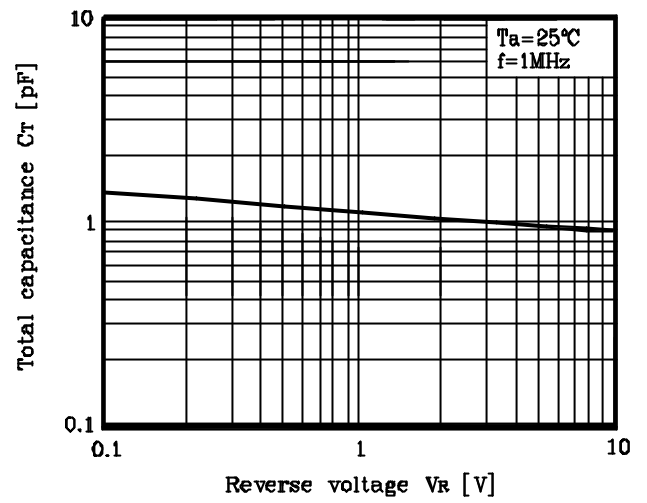


Fig. 3 I_F - V_F

