

Features

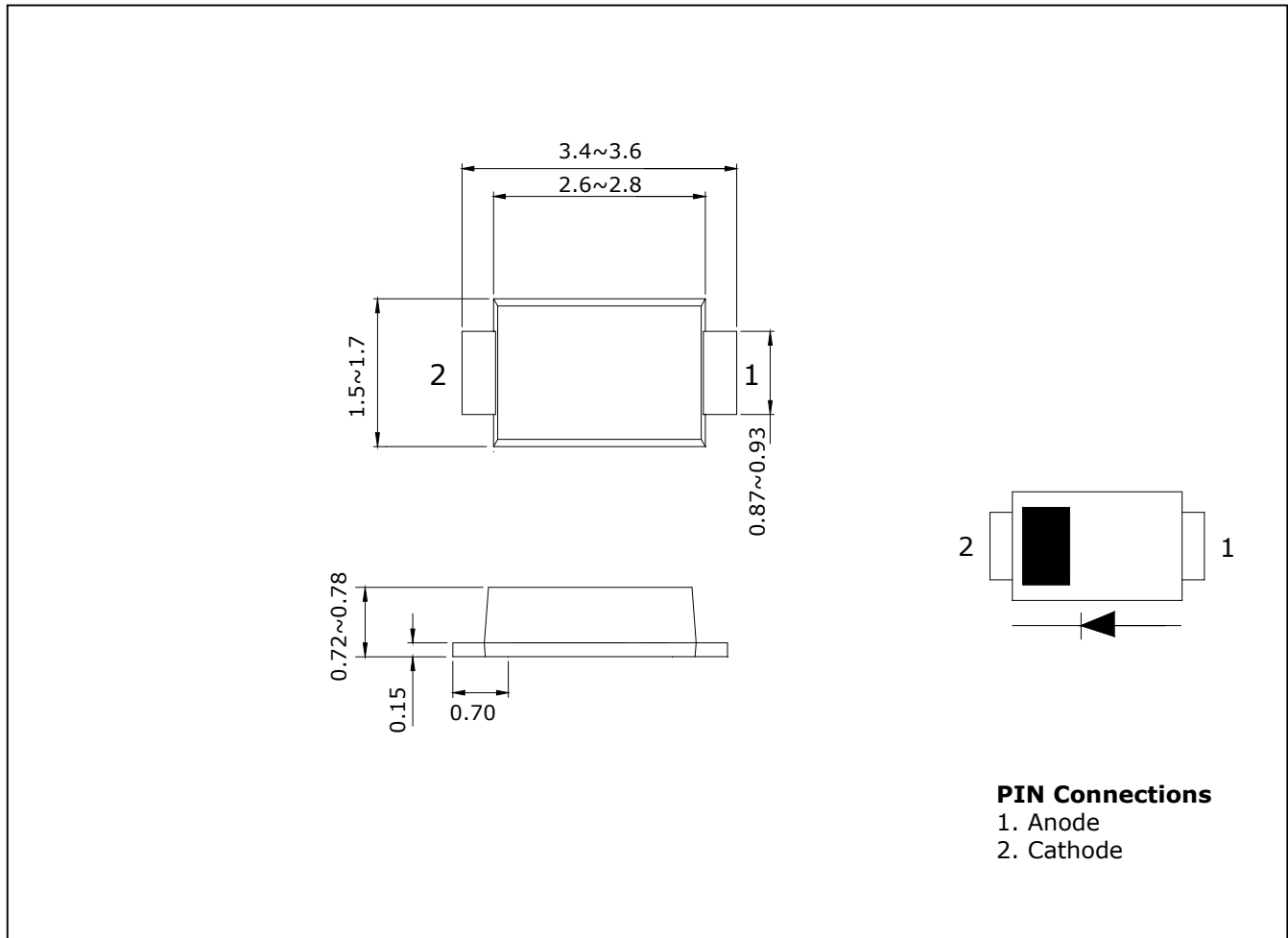
- Low power rectified
- Silicon epitaxial type
- High reliability
- Low I_R ($I_R=10\mu A$ Typ)

Ordering Information

Type No.	Marking	Package Code
SDB1040	1A4	SOD-123

Outline Dimensions

unit : mm



Absolute maximum ratings

Ta=25°C

Characteristic	Symbol	Rating	Unit
Peak reverse voltage	V_{RM}	40	V
Reverse voltage	V_R	40	V
Average Rectified Forward current	I_F	1.0	A
Non-repetitive peak surge forward current	I_{FSM}	3	A
Junction temperature	T_j	150	°C
Storage temperature	T_{stg}	-55~150	°C

Electrical Characteristics

Ta=25°C

Characteristic	Symbol	Test Condition	Min.	Typ.	Max.	Unit
Forward voltage	V_F	$I_F=1A$	-	0.5	0.55	V
Reverse current	I_R	$V_R=40V$	-	-	200	μA
Total capacitance	C_T	$V_R=10V, f=1MHz$	-	50	-	pF

* Pulse Test : Pulse width $\leq 250\mu s$, Duty $\leq 2\%$

Electrical Characteristic Curves

Fig. 1 Forward Characteristics

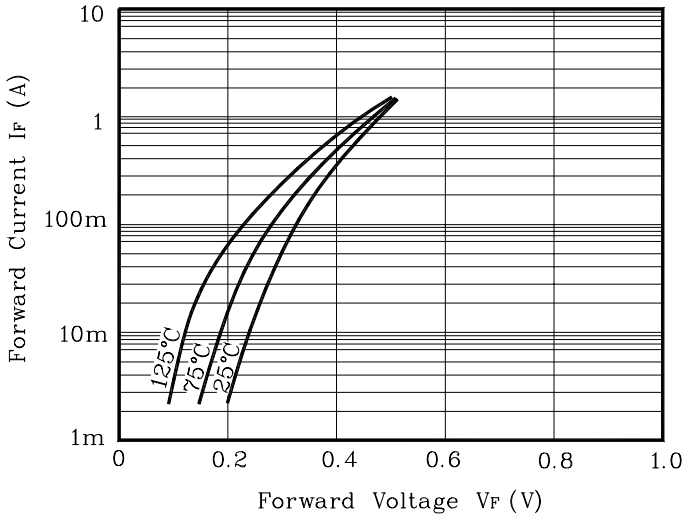


Fig. 2 Reverse Characteristics

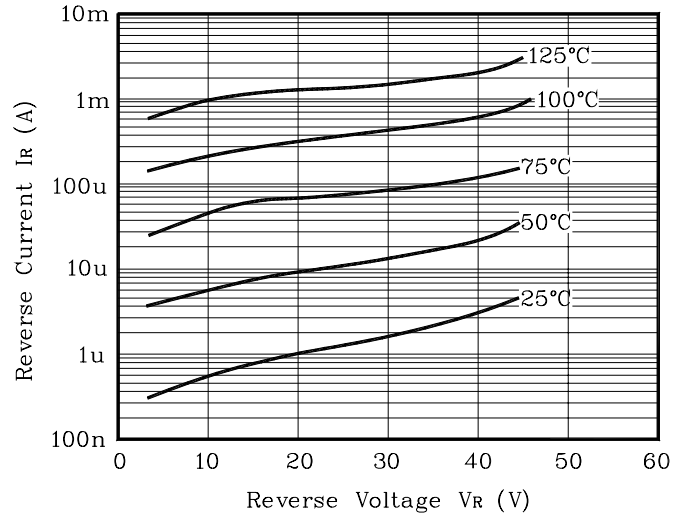


Fig. 3 Total Capacitance

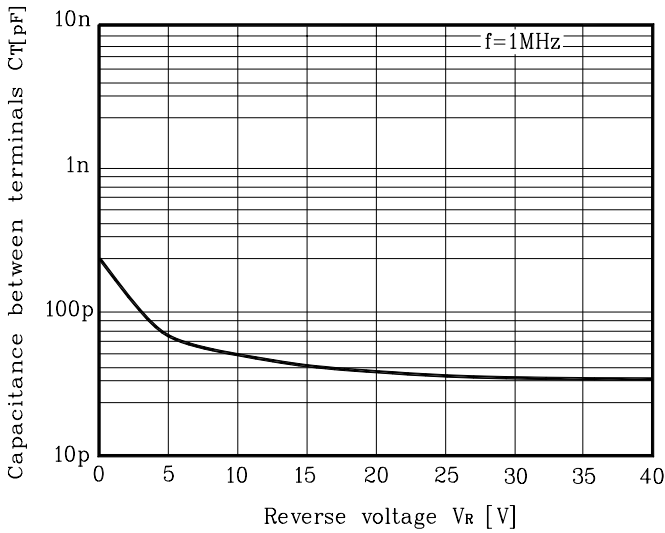
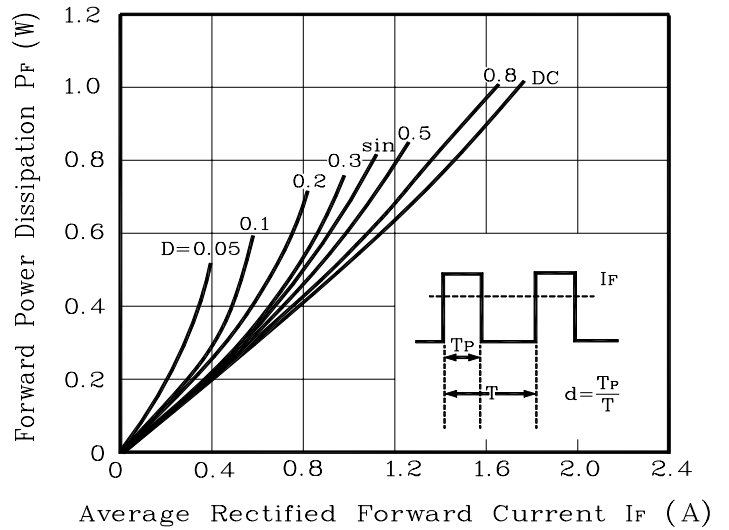


Fig. 4 $I_F - P_F$ Forward Power dissipation



These AUK products are intended for usage in general electronic equipments(Office and communication equipment, measuring equipment, domestic electrification, etc.).

Please make sure that you consult with us before you use these AUK products in equipments which require high quality and/or reliability, and in equipments which could have major impact to the welfare of human life(atomic energy control, airplane, spaceship, traffic signal, combustion central, all types of safety device, etc.).

AUK cannot accept liability to any damage which may occur in case these AUK products were used in the mentioned equipments without prior consultation with AUK.