


Xinger®

Balun Transformers 50Ω to 25Ω Balanced



Description

The 3A525 is a low profile balanced to unbalanced transformer in an easy to use surface mount package covering Japanese PDC, DCS and PCS receive push-pull amplifier and mixer applications. The 3A525 has an unbalanced impedance of 50Ω and a balanced port impedances of 25Ω to ground with 50Ω balance between outputs. This eases the matching of the push-pull amplifier's power transistors which have low impedance levels. The output ports have equal amplitude (-3 dB) with 180° phase differential. The 3A525 is available on tape and reel for pick and place high volume manufacturing.

Features:

- 1.5 – 1.9 GHz
- 180° Transformer
- 50 Ohm to 2 x 25 Ohm
- Low Insertion Loss
- High Power
- Input to Output DC Isolation
- Surface Mountable
- Tape & Reel
- Convenient Package

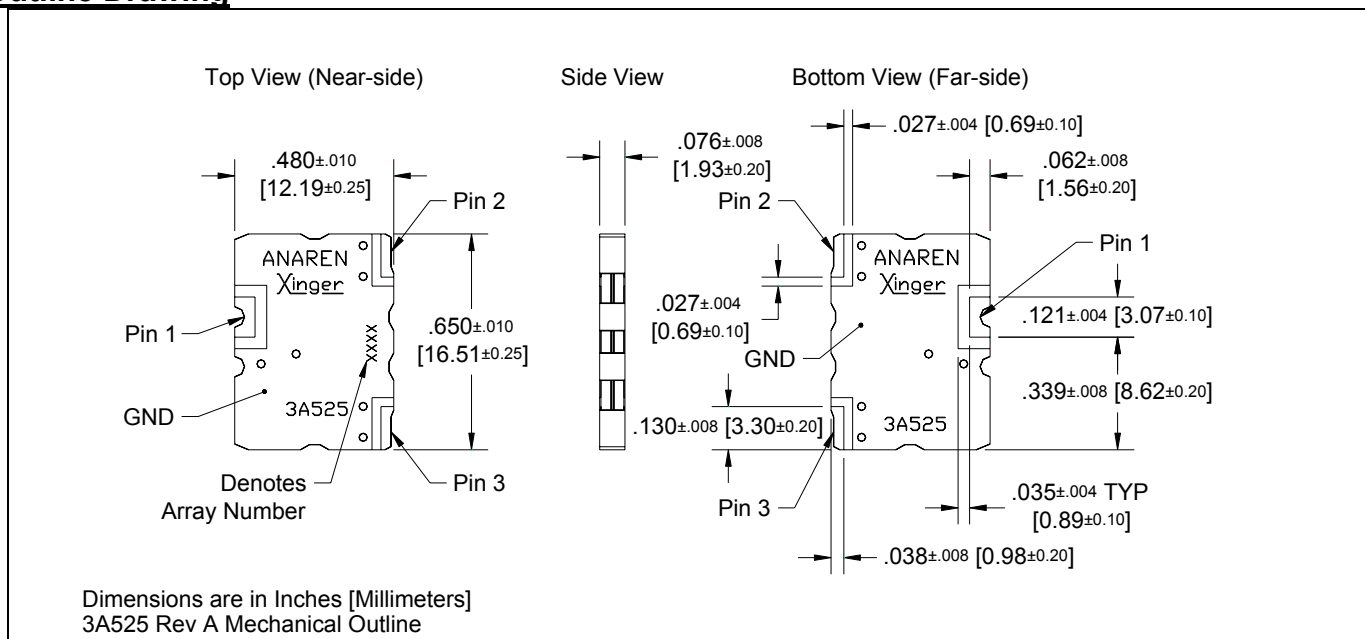
ELECTRICAL SPECIFICATIONS***

Frequency	Unbalanced Port Impedance	Balanced Port Impedance*	Return Loss	Insertion Loss**
GHz	Ohms	Ohms	dB min	dB max
1.5 – 1.9	50	25	15	0.35
Amplitude Balance	Phase Balance	Power Handling	ΘJC	Operating Temp.
dB max	Degrees max	Watts	°C / Watt	°C
0.40	180± 5.0	150	7.2	-55 to +85

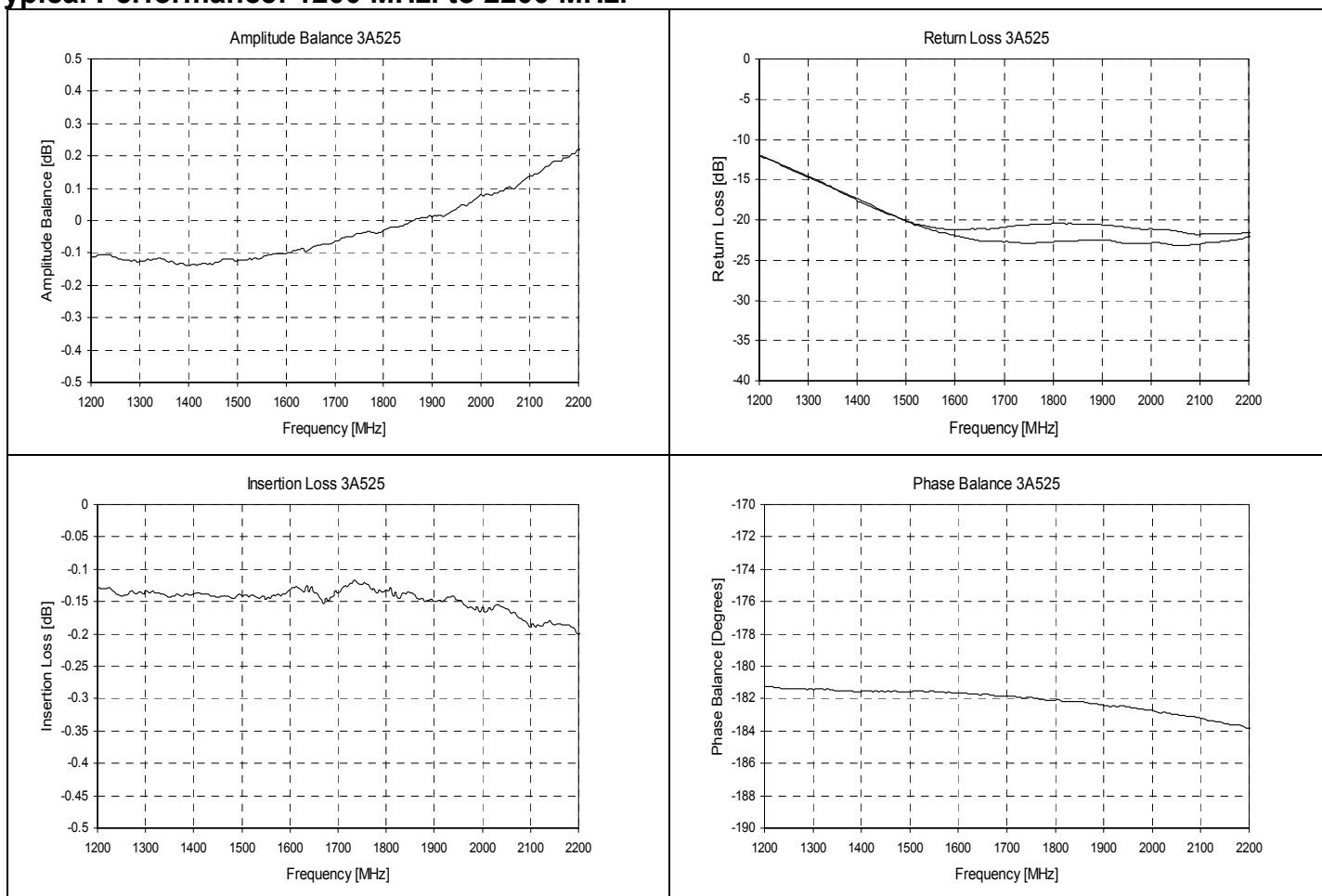
***Specification based on performance of unit properly installed on microstrip printed circuit boards with 50 Ω nominal impedance. Specifications subject to change without notice.

**Insertion Loss excludes reflected power. * 25Ω reference to ground

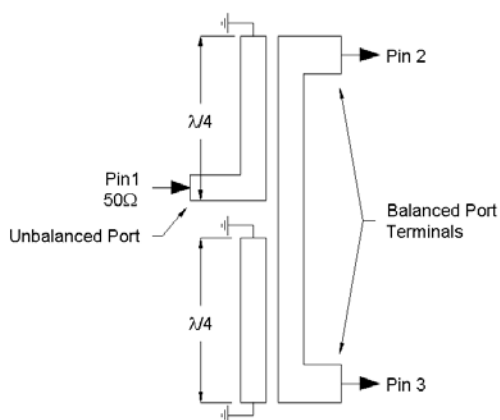
Outline Drawing



Typical Performance: 1200 MHz. to 2200 MHz.

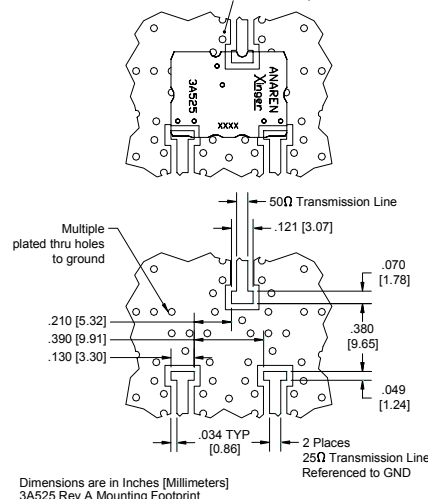


Pin Configuration



Mounting Configuration

To ensure proper electrical and thermal performance there must be a ground plane with 100% solder connection underneath the part



USA/Canada: (315) 432-8909
Toll Free: (800) 544-2414
Europe: +44 2392-232392

Available on Tape and Reel For Pick and Place Manufacturing.

