

RF AMPLIFIER

MODEL *TM6162*

Available as: TM6162, 4 Pin TO-8 (T4)
 TN6162, 4 Pin Surface Mount (SM3)
 FP6162, 4 Pin Flatpack (FP4)
 BX6162, Connectorized Housing (H1)

Features

- Low Noise Figure: <1.4 dB Typical
- Medium Output Power: +16 dBm Typical
- Operating Temp. -55 °C to +85 °C
- Environmental Screening Available

Specifications

CHARACTERISTIC	TYPICAL Ta= 25 °C	MIN/MAX Ta = -55 °C to +85 °C
Frequency	5 - 125 MHz	10 - 100 MHz
Gain (dB)	12.7	11.5 Min.
Power @ 1 dB Comp. (dBm)	+16	+14.0 Min.
Reverse Isolation (dB)	- 15.5	- 15 Max.
VSWR In	<1.5:1	2.0:1 Max.
VSWR Out	<1.5:1	2.0:1 Max.
Noise figure (dB)	<1.4	2.0 Max.
Power Vdc	+15	+15
mA	11	12 Max.

Note: Care should always be taken to effectively ground the case of each unit.

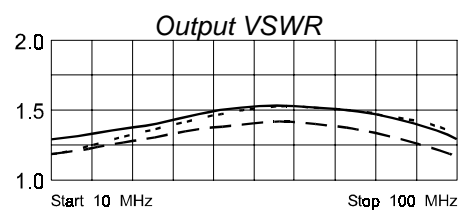
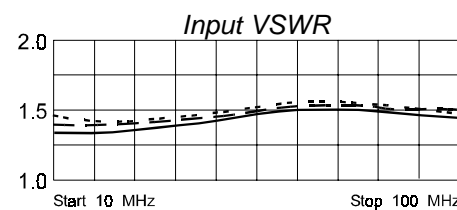
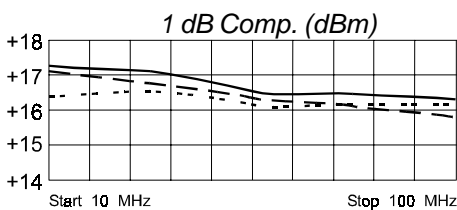
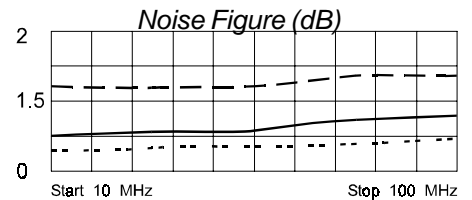
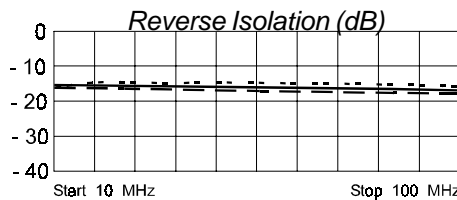
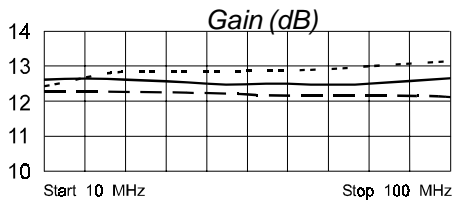
Typical Intermodulation Performance at 25 ° C

Second Order Harmonic Intercept Point +52 (Typ.)
 Second Order Two Tone Intercept Point +46 (Typ.)
 Third Order Two Tone Intercept Point +32 (Typ.)

Maximum Ratings

Ambient Operating Temperature -55°C to + 100 °C
 Storage Temperature -62°C to + 125 °C
 Case Temperature + 125 °C
 DC Voltage + 18 Volts
 Continuous RF Input Power + 13 dBm
 Short Term RF Input Power 50 Milliwatts
 (1 Minute Max.)
 Maximum Peak Power 0.5 Watt
 (3 µsec Max.)

Typical Performance Data



Legend ——— + 25 °C - - - + 85 °C - - - - - -55 °C

Linear S-Parameters

FREQ. MHz	S11		S21		S12		S22	
	Mag	Deg	Mag	Deg	Mag	Deg	Mag	Deg
5	.15	-179	4.27	4	.17	2	.10	12
10	.15	-180	4.32	- 4	.17	- 4	.12	- 12
50	.19	179	4.29	- 43	.16	- 41	.20	- 96
100	.19	162	4.31	- 92	.14	- 87	.12	-167
150	.40	-175	3.46	-161	.08	-153	.47	- 29



2707 Black Lake Place, Philadelphia, PA 19154

TEL 215-464-4000 •••• FAX 215-464-4001 3/14/03